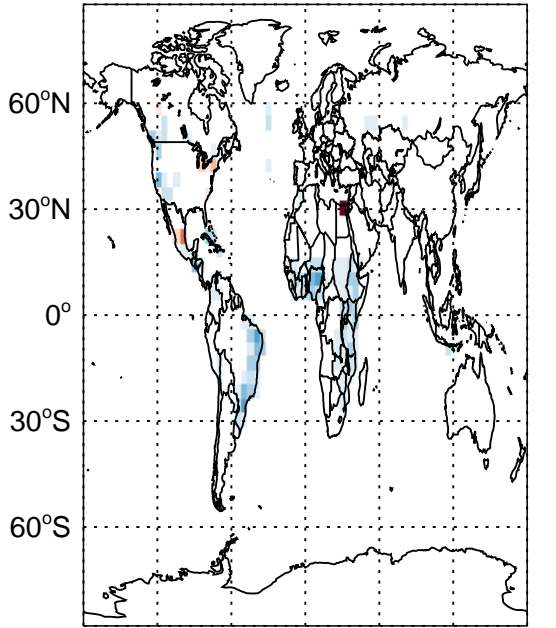


GEOS-Chem Absolute Emission Differences

v11-01 - v10-01

CO anthro+biofuel emissions for Jul

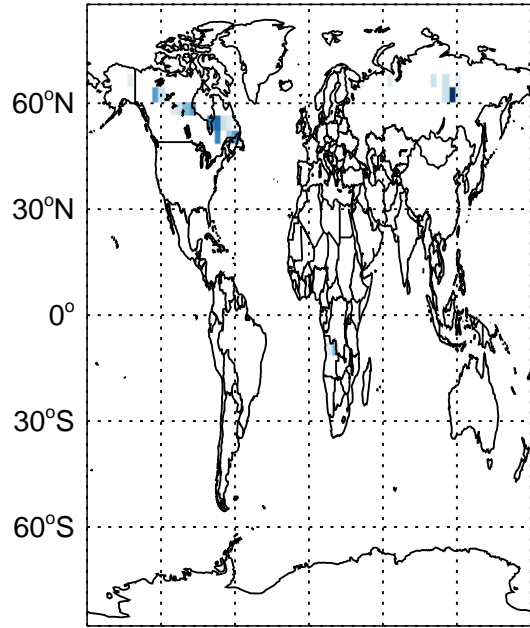


180° 120°W 60°W 0° 60°E 120°E 180°

-6.29e+11 0.00e+00 6.29e+11 molec/cm2/s

v11-01 - v10-01

CO biomass emissions for Jul

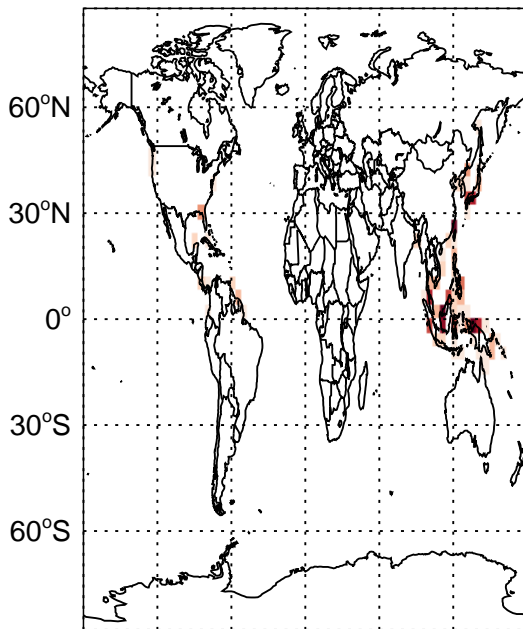


180° 120°W 60°W 0° 60°E 120°E 180°

-6.29e+11 0.00e+00 6.29e+11 molec/cm2/s

v11-01 - v10-01

CO from MONOT emissions for Jul



180° 120°W 60°W 0° 60°E 120°E 180°

-1.54e+10 0.00e+00 1.54e+10 molec/cm2/s