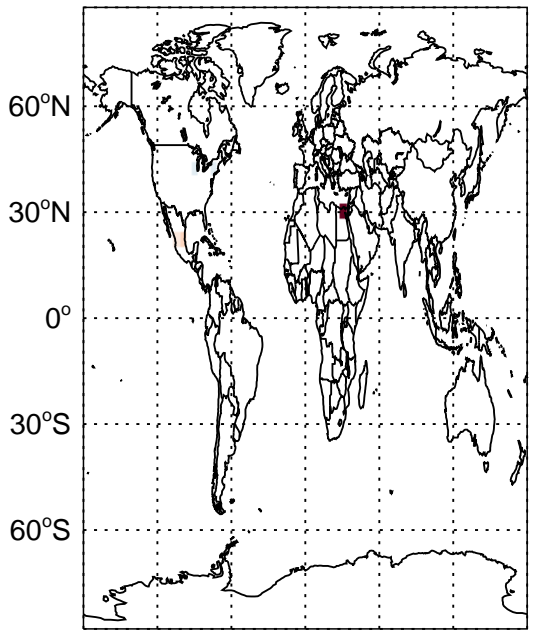


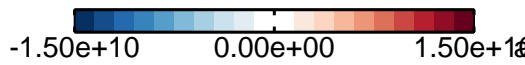
GEOS-Chem Absolute Emission Differences

v11-01 - v10-01

PRPE anthro+biofuel emissions for Jan

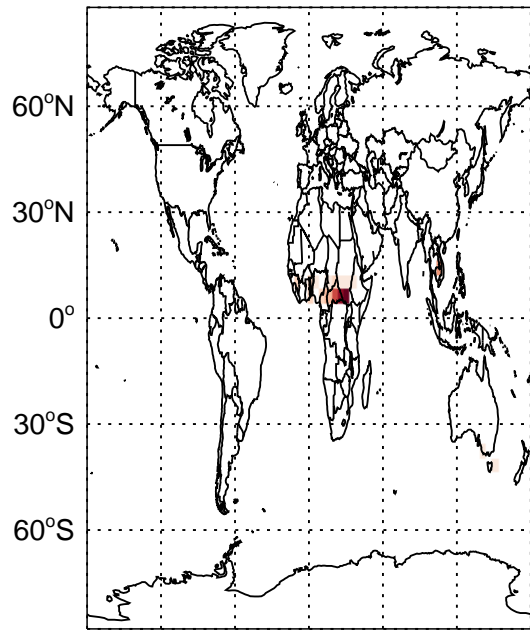


180° 120°W 60°W 0° 60°E 120°E 180°

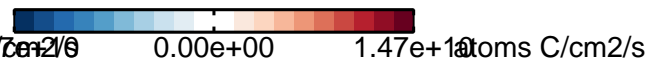


v11-01 - v10-01

PRPE biomass emissions for Jan

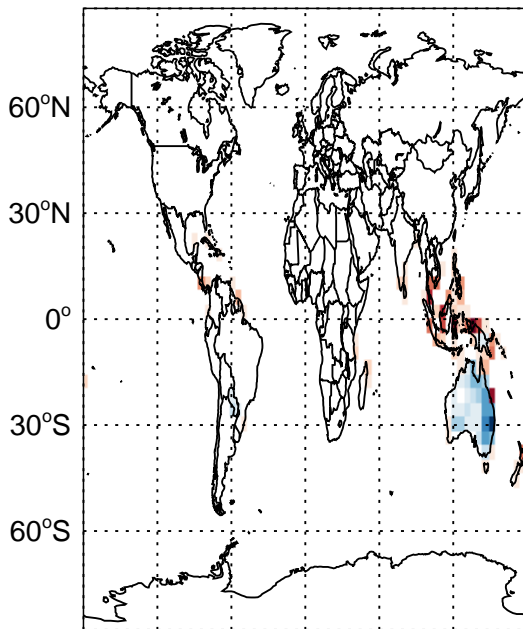


180° 120°W 60°W 0° 60°E 120°E 180°



v11-01 - v10-01

PRPE biogenic emissions for Jan



180° 120°W 60°W 0° 60°E 120°E 180°

