

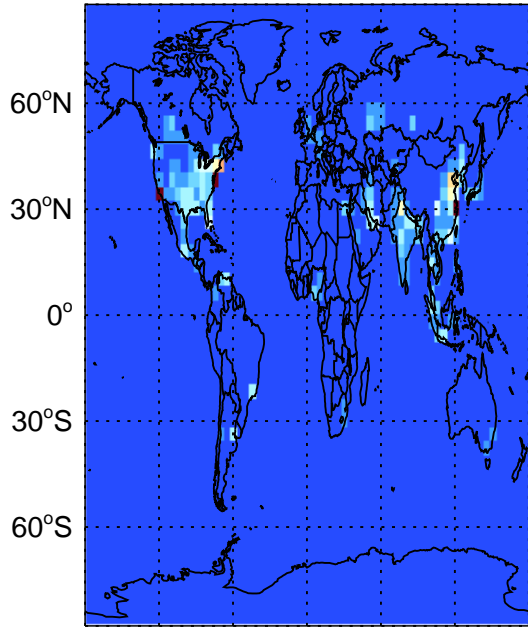
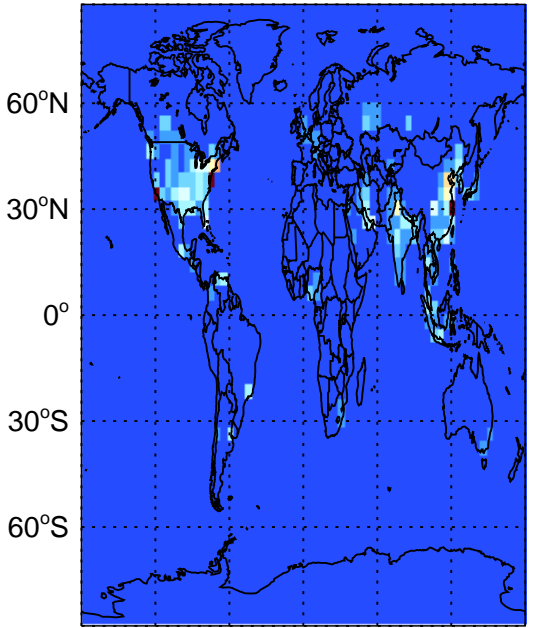
GEOS-Chem Emission Maps

v10-01

v11-01

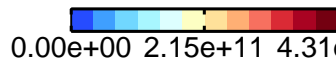
ALK4 anthro+biofuel emissions for Oct

ALK4 anthro+biofuel emissions for Oct



180° 120°W 60°W 0° 60°E 120°E 180°

180° 120°W 60°W 0° 60°E 120°E 180°



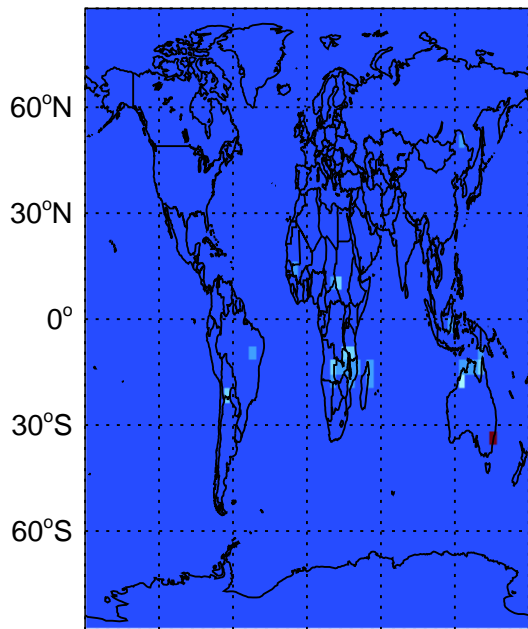
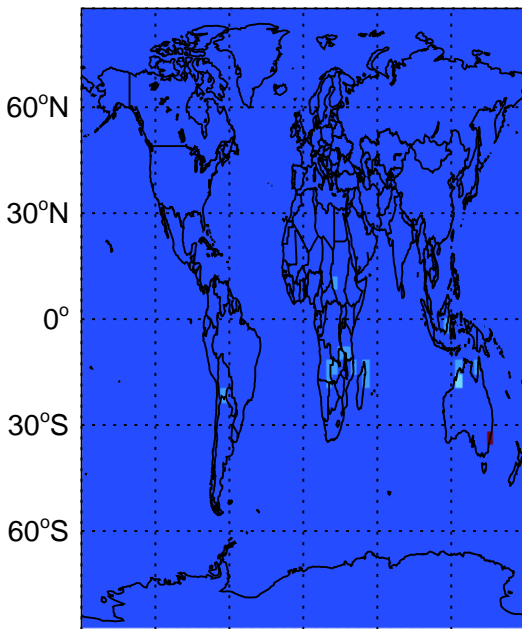
0.00e+00 2.15e+11 4.31e+11 atoms C/cm2/s 0.00e+00 2.15e+11 4.31e+11 atoms C/cm2/s

v10-01

v11-01


ALK4 biomass emissions for Oct

ALK4 biomass emissions for Oct



180° 120°W 60°W 0° 60°E 120°E 180°

180° 120°W 60°W 0° 60°E 120°E 180°



0.00e+00 1.44e+10 2.87e+10 atoms C/cm2/s 0.00e+00 1.05e+10 2.09e+10 atoms C/cm2/s