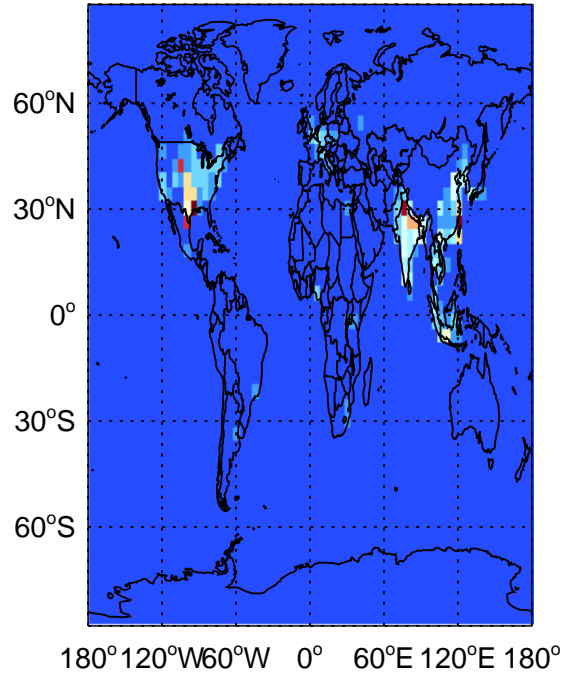
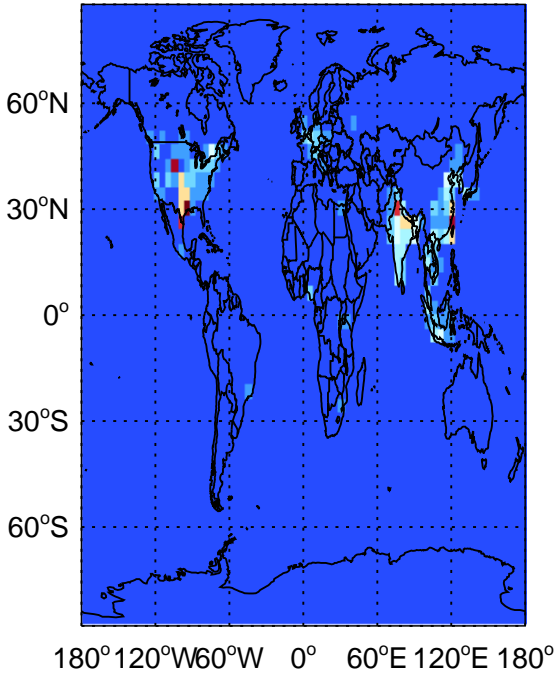


# GEOS-Chem Emission Maps

v10-01

v11-01

CH<sub>2</sub>O anthro+biofuel emissions for Jul



0.00e+00 7.30e+09 1.46e+10 molec/cm<sup>2</sup>/s

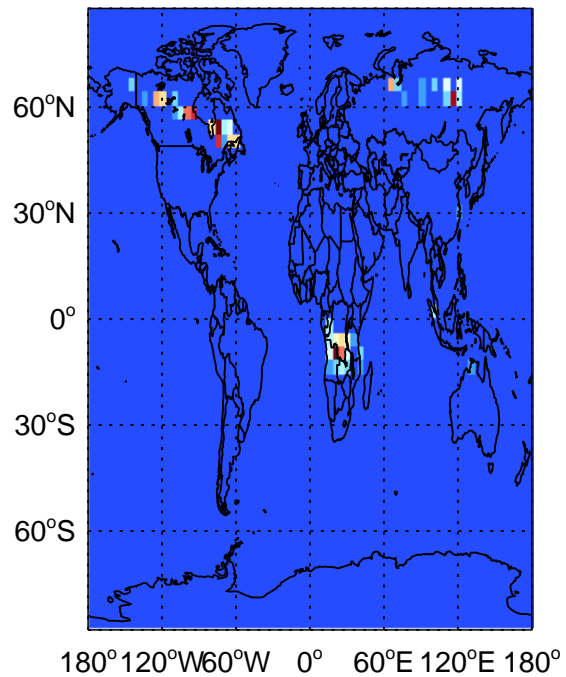
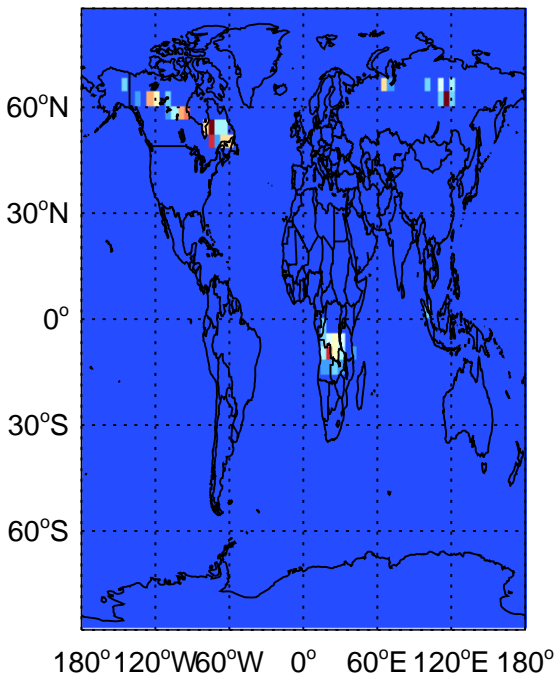
0.00e+00 6.63e+09 1.33e+10 molec/cm<sup>2</sup>/s

v10-01

v11-01

CH<sub>2</sub>O biomass emissions for Jul

CH<sub>2</sub>O biomass emissions for Jul



0.00e+00 1.10e+11 2.20e+11 molec/cm<sup>2</sup>/s

0.00e+00 7.95e+10 1.59e+11 molec/cm<sup>2</sup>/s