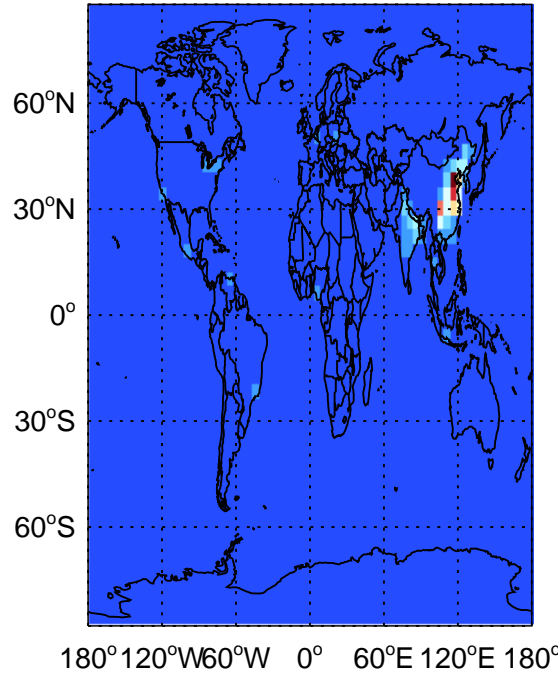
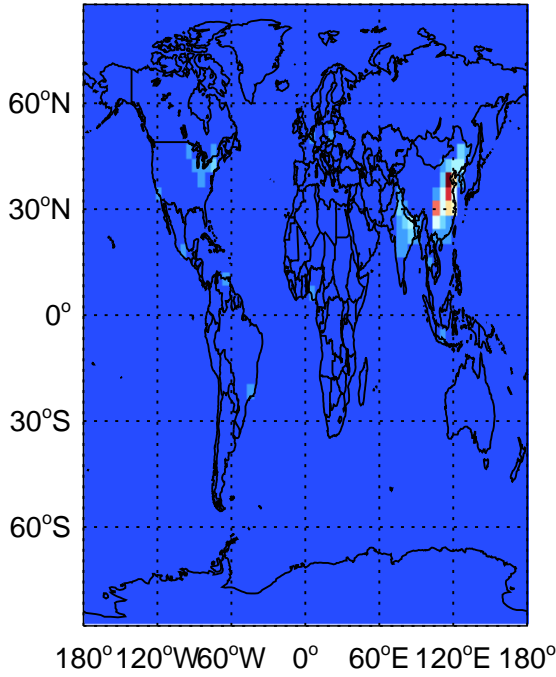


GEOS-Chem Emission Maps

v10-01

v11-01

CO anthro+biofuel emissions for Jan CO anthro+biofuel emissions for Jan



0.00e+00 5.14e+12 1.03e+13 molec/cm2/s

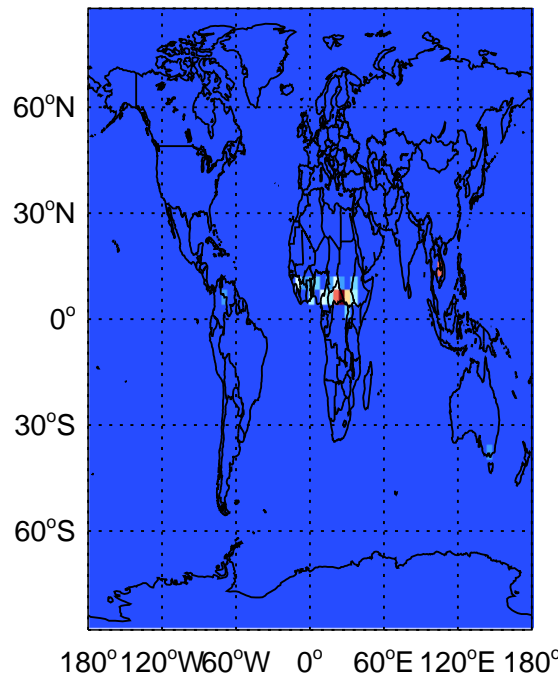
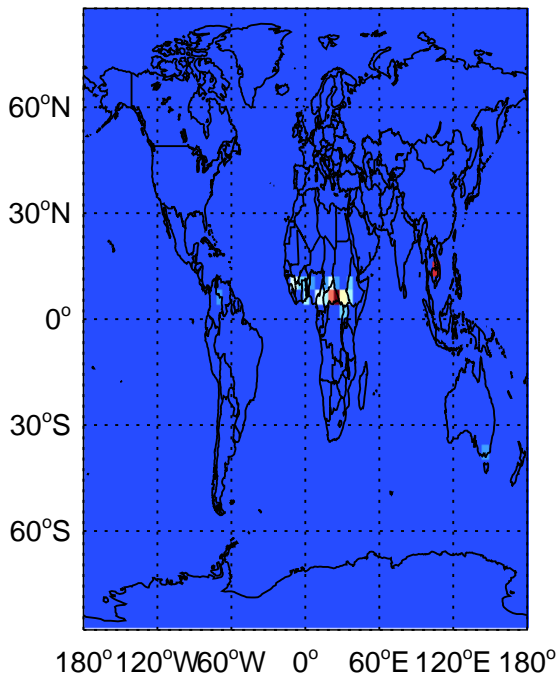
0.00e+00 5.14e+12 1.03e+13 molec/cm2/s

v10-01

v11-01

CO biomass emissions for Jan

CO biomass emissions for Jan



0.00e+00 4.35e+12 8.71e+12 molec/cm2/s

0.00e+00 4.93e+12 9.87e+12 molec/cm2/s

GEOS-Chem Emission Maps

v10-01

v11-01

CO from MONOT emissions for Jan CO from MONOT emissions for Jan

