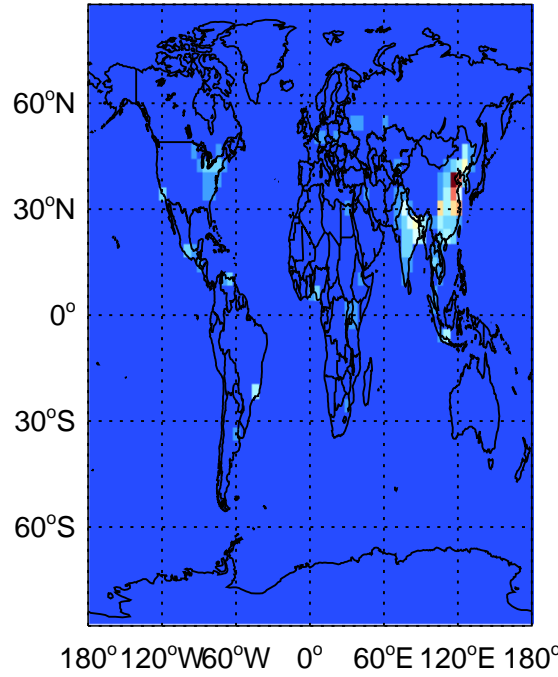
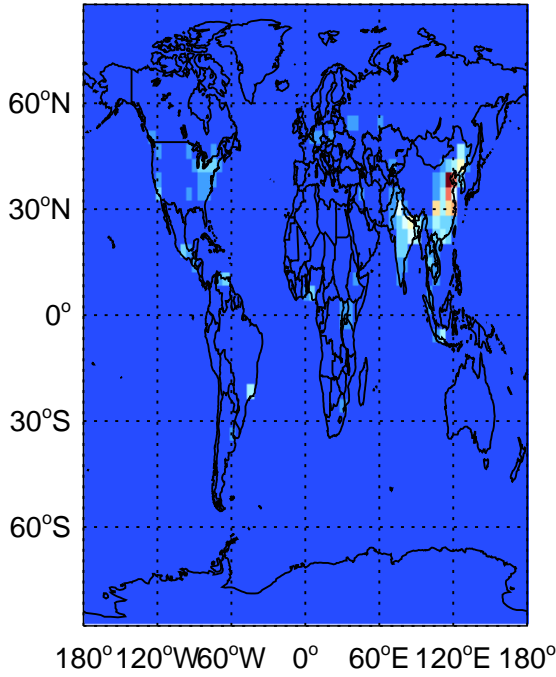


# GEOS-Chem Emission Maps

v10-01

v11-01

CO anthro+biofuel emissions for Oct CO anthro+biofuel emissions for Oct



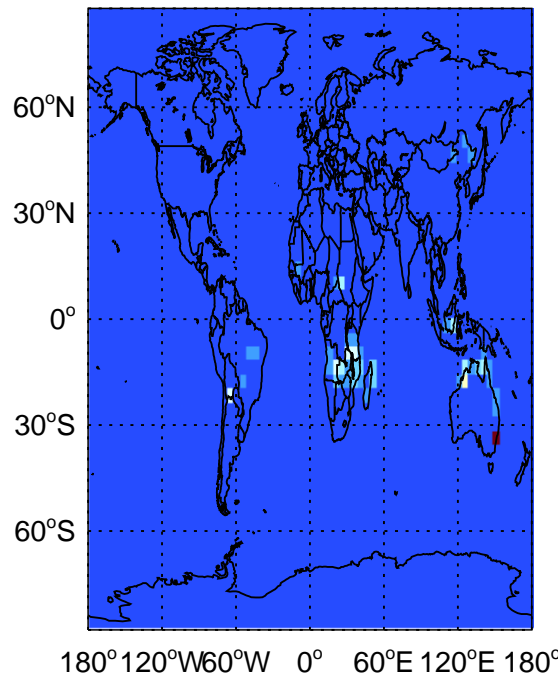
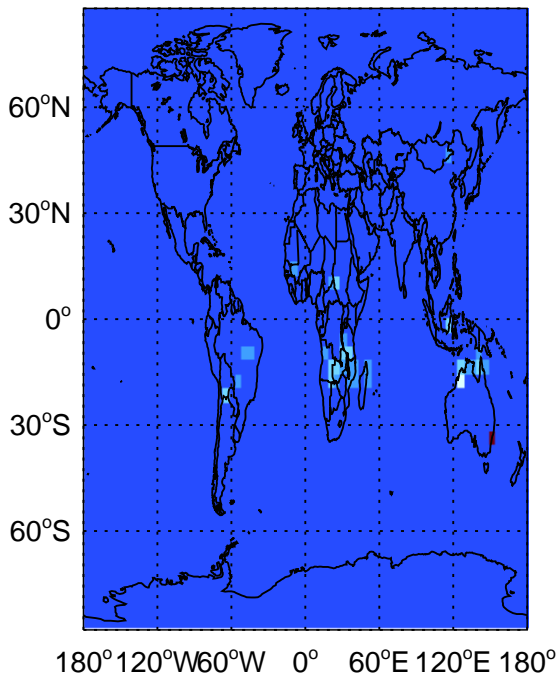
0.00e+00 2.62e+12 5.25e+12 molec/cm2/s 0.00e+00 2.62e+12 5.25e+12 molec/cm2/s

v10-01

v11-01

CO biomass emissions for Oct

CO biomass emissions for Oct



0.00e+00 2.30e+12 4.60e+12 molec/cm2/s 0.00e+00 1.68e+12 3.35e+12 molec/cm2/s

# GEOS-Chem Emission Maps

v10-01

v11-01

CO from MONOT emissions for Oct CO from MONOT emissions for Oct

