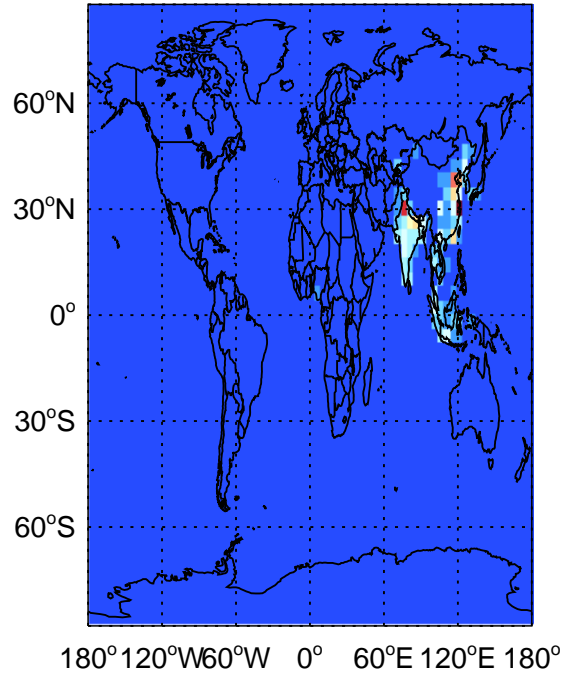
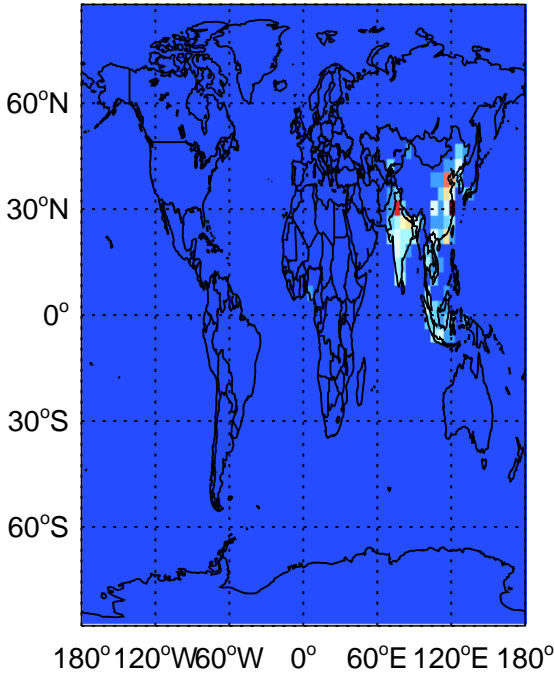


# GEOS-Chem Emission Maps

v10-01

v11-01

PRPE anthro+biofuel emissions for Jul PRPE anthro+biofuel emissions for Jul



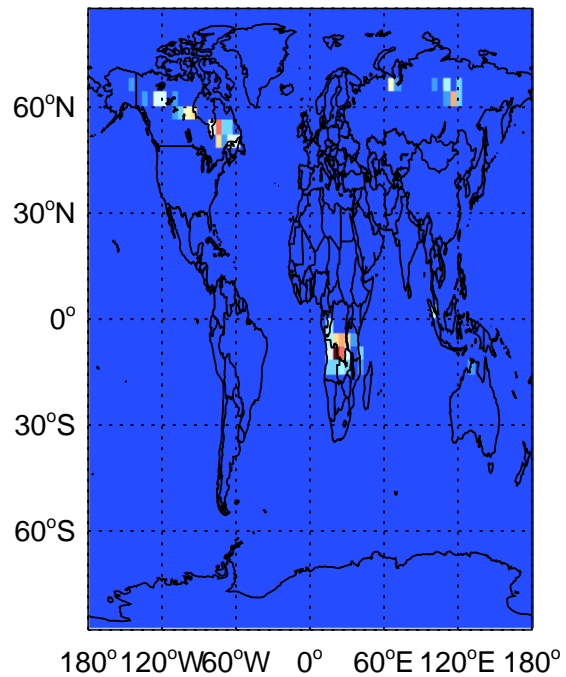
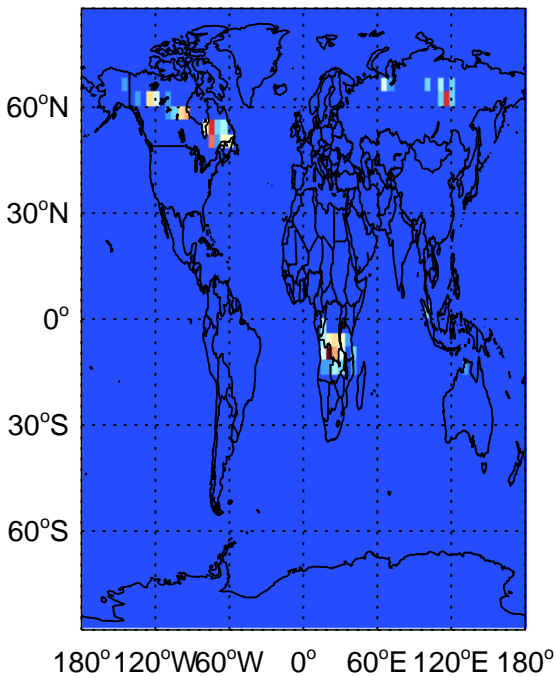
0.00e+00 7.56e+10 1.51e+11 dtoms C/cm2/s 0.00e+00 7.56e+10 1.51e+11 dtoms C/cm2/s

v10-01

v11-01

PRPE biomass emissions for Jul

PRPE biomass emissions for Jul



0.00e+00 7.31e+10 1.46e+11 dtoms C/cm2/s 0.00e+00 6.33e+10 1.27e+11 dtoms C/cm2/s

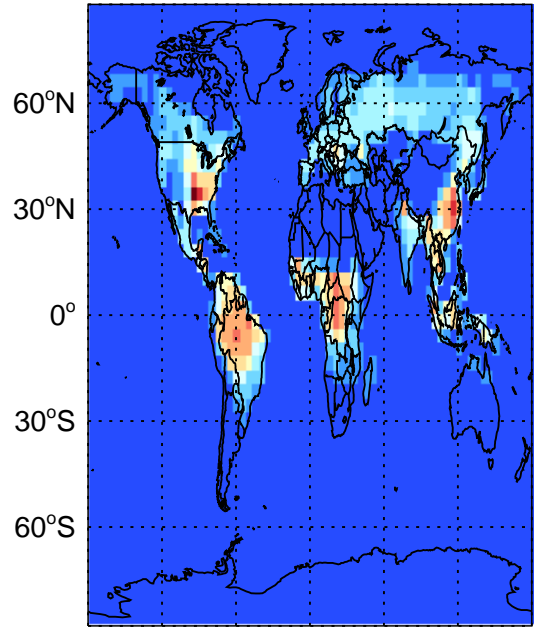
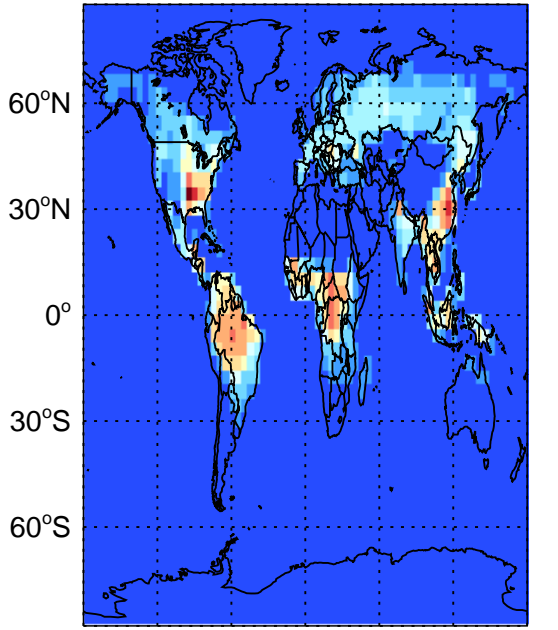
# GEOS-Chem Emission Maps

v10-01

v11-01

PRPE biogenic emissions for Jul

PRPE biogenic emissions for Jul



180° 120°W 60°W 0° 60°E 120°E 180°

180° 120°W 60°W 0° 60°E 120°E 180°

0.00e+00 4.88e+10 9.77e+10 atoms C/cm2/s 0.00e+00 4.88e+10 9.77e+10 atoms C/cm2/s