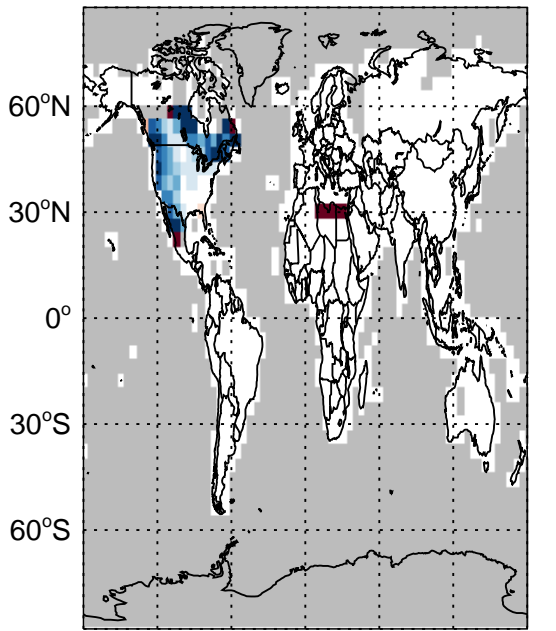


GEOS-Chem Emission Ratio Maps

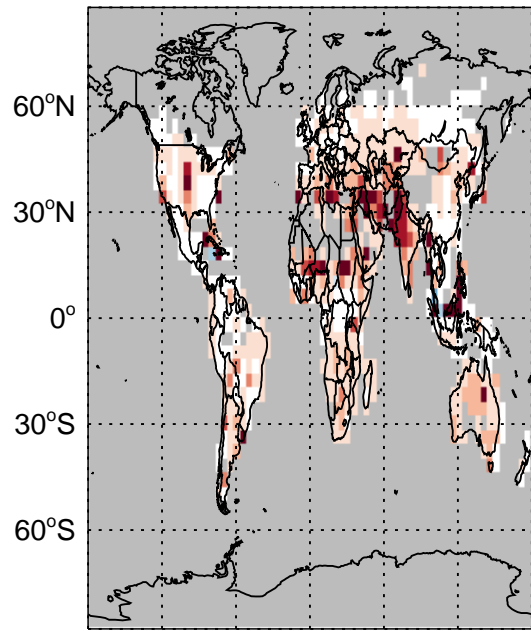
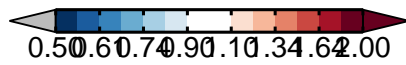
v11-01 / v10-01

v11-01 / v10-01

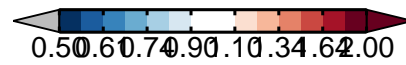
Ratio: ALD2 anthro+biofuel emissions for Apr



180° 120°W 60°W 0° 60°E 120°E 180°

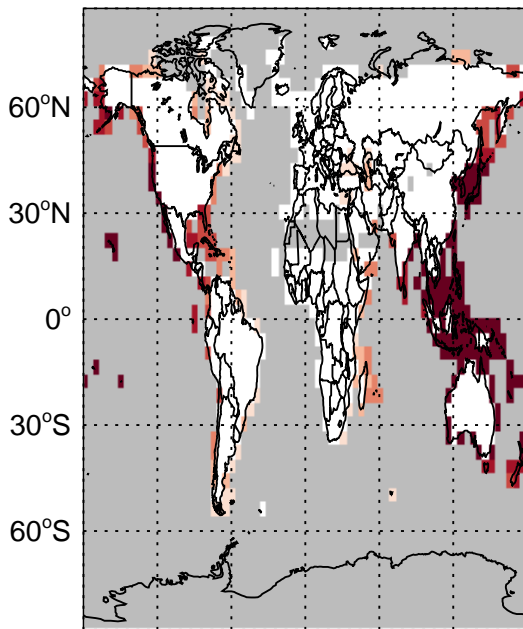


180° 120°W 60°W 0° 60°E 120°E 180°



v11-01 / v10-01

Ratio: ALD2 biogenic emissions for Apr



180° 120°W 60°W 0° 60°E 120°E 180°

