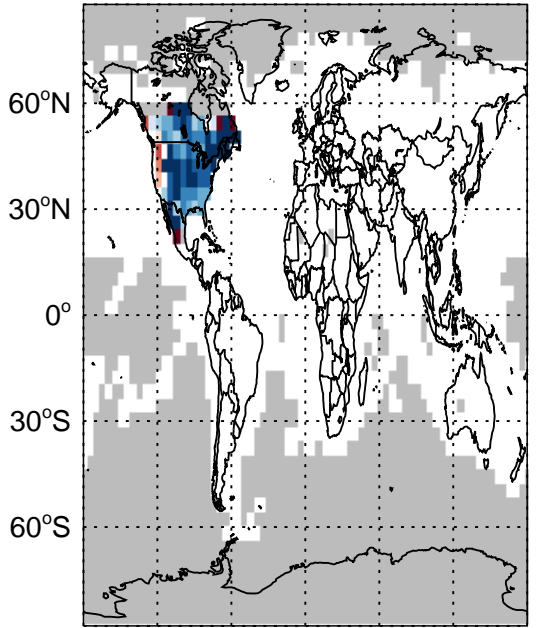


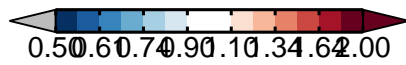
GEOS-Chem Emission Ratio Maps

v11-01 / v10-01

Ratio: OC anthro emissions for Jan

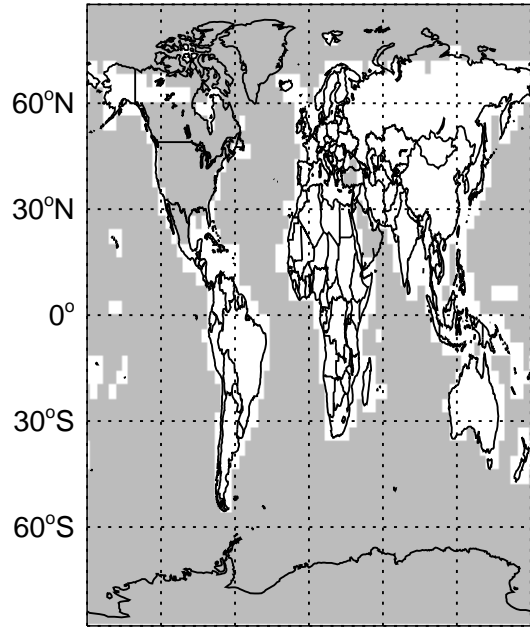


180° 120°W 60°W 0° 60°E 120°E 180°

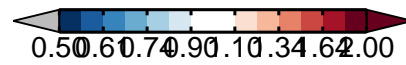


v11-01 / v10-01

Ratio: OC biofuel emissions for Jan

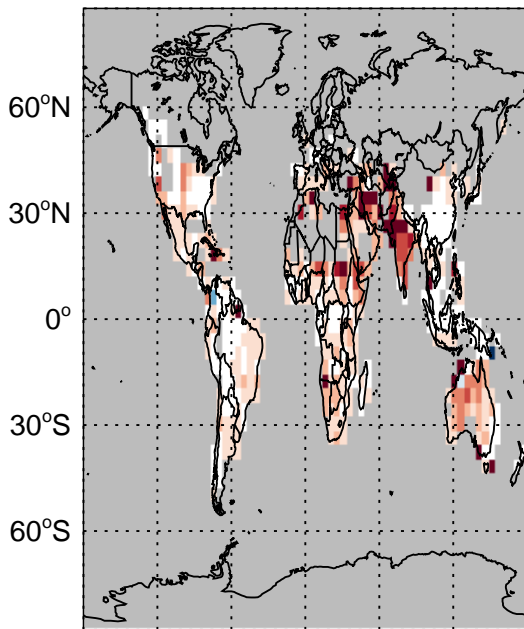


180° 120°W 60°W 0° 60°E 120°E 180°

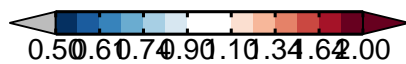


v11-01 / v10-01

Ratio: OC biomass emissions for Jan

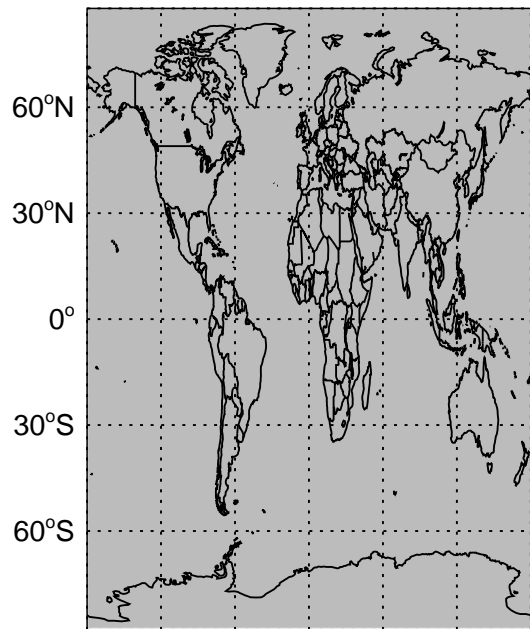


180° 120°W 60°W 0° 60°E 120°E 180°



v11-01 / v10-01

Ratio: OC biogenic emissions for Jan



180° 120°W 60°W 0° 60°E 120°E 180°

