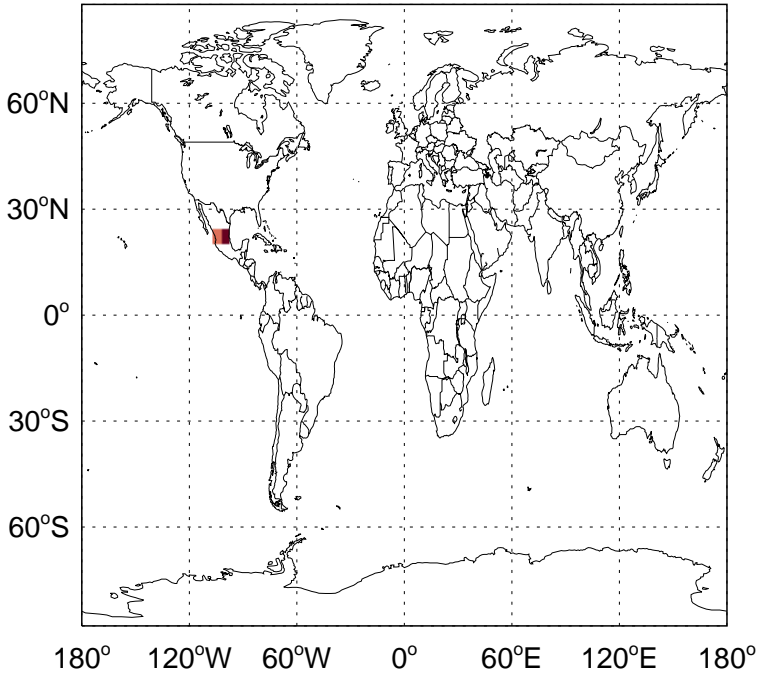


GEOS-Chem Absolute Emission Differences

v11-01-public-Run0 - v11-01g-Run0

OC anthro emissions for Apr



v11-01-public-Run0 - v11-01k-Run0

OC anthro emissions for Apr

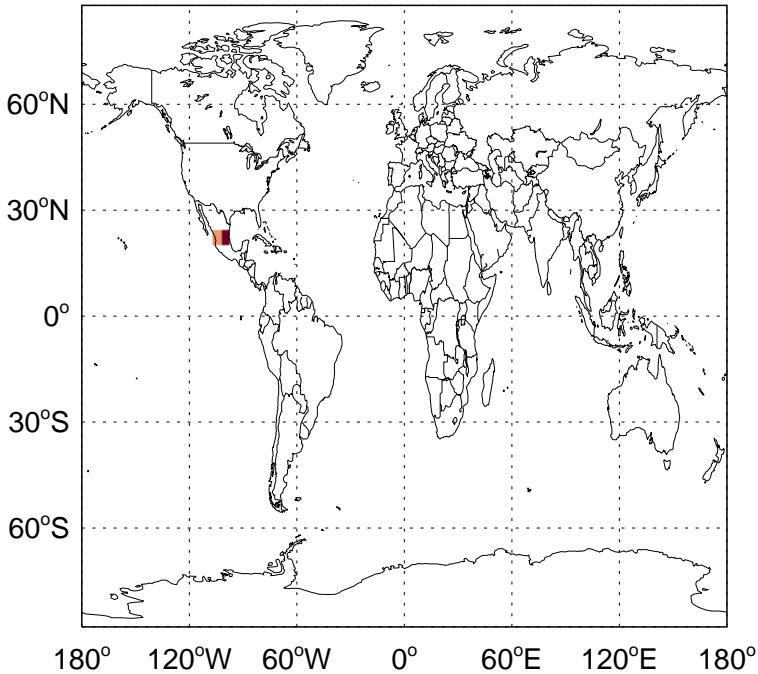


-1.43e+06 0.00e+00 1.43e+06 kg C

0.00e+00 kg C

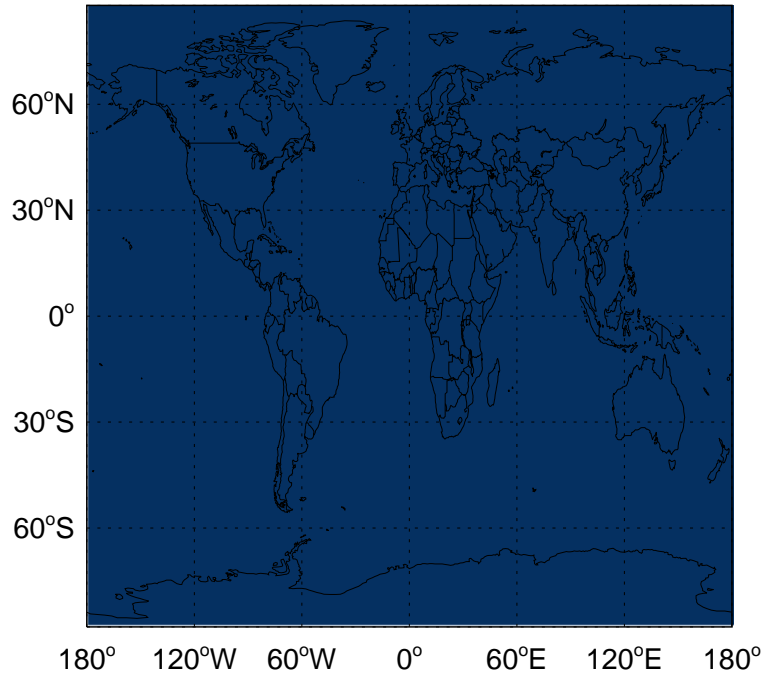
v11-01-public-Run0 - v11-01g-Run0

OC biofuel emissions for Apr



v11-01-public-Run0 - v11-01k-Run0

OC biofuel emissions for Apr




-6.72e+05 0.00e+00 6.72e+05 kg C

0.00e+00 kg C

GEOS-Chem Absolute Emission Differences

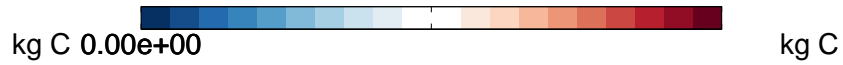
v11-01-public-Run0 - v11-01g-Run0

OC biomass emissions for Apr




v11-01-public-Run0 - v11-01k-Run0

OC biomass emissions for Apr



v11-01-public-Run0 - v11-01g-Run0

OC biogenic emissions for Apr



v11-01-public-Run0 - v11-01k-Run0

OC biogenic emissions for Apr

