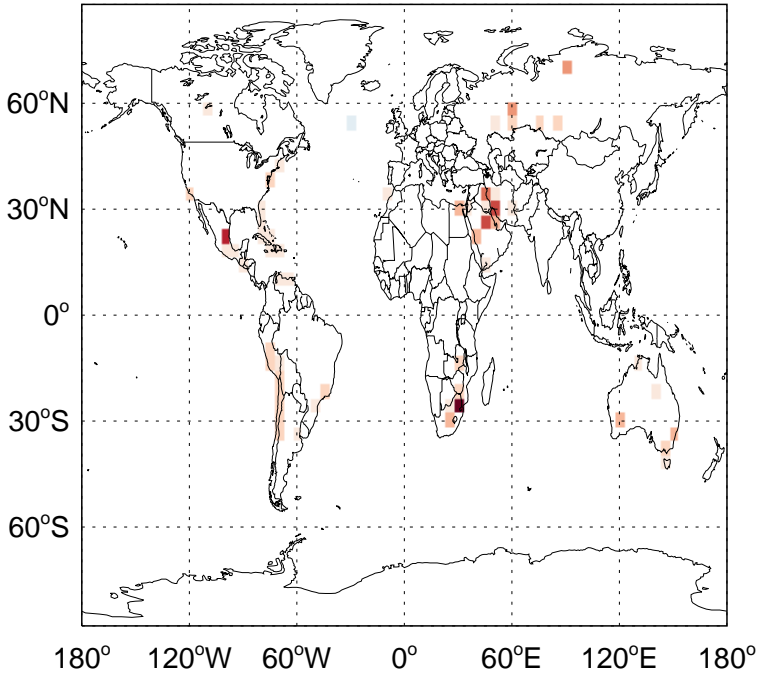


GEOS-Chem Absolute Emission Differences

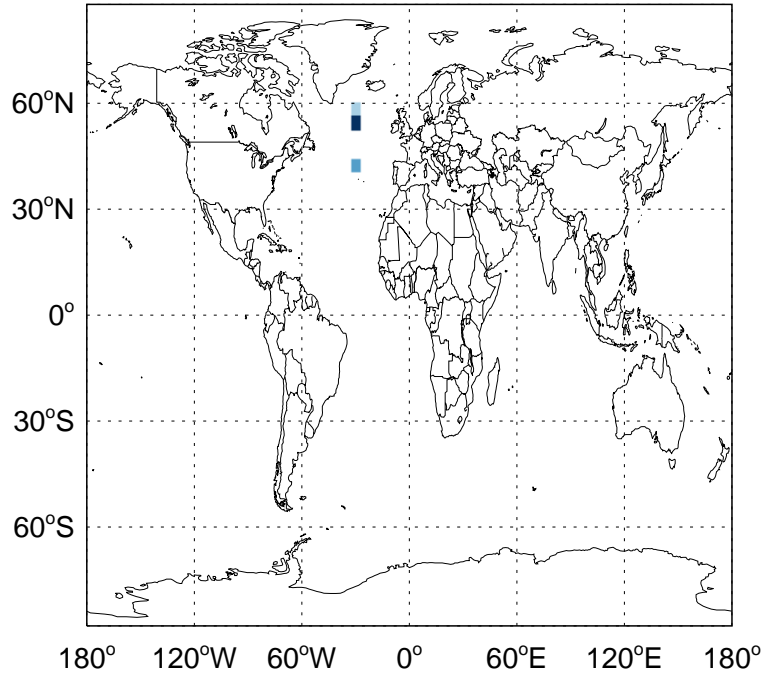
v11-01-public-Run0 - v11-01g-Run0

SO2 anthro+biouel emissions for Oct



v11-01-public-Run0 - v11-01k-Run0

SO2 anthro+biouel emissions for Oct



-2.63e+07 0.00e+00 2.63e+07 kg S

-3.10e+06 0.00e+00 3.10e+06 kg S

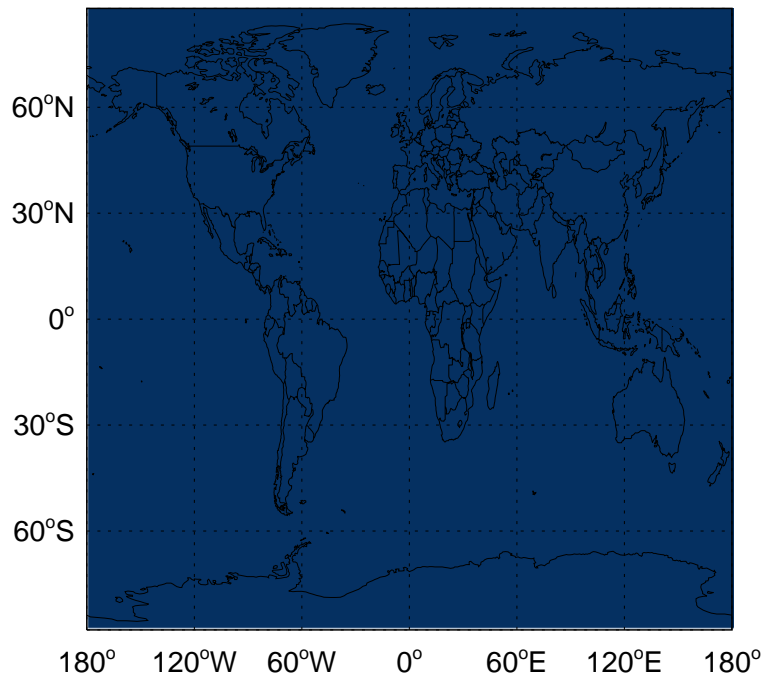
v11-01-public-Run0 - v11-01g-Run0

SO2 column aircraft emissions for Oct



v11-01-public-Run0 - v11-01k-Run0

SO2 column aircraft emissions for Oct



0.00e+00

kg S 0.00e+00 kg S

GEOS-Chem Absolute Emission Differences

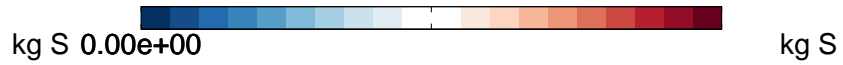

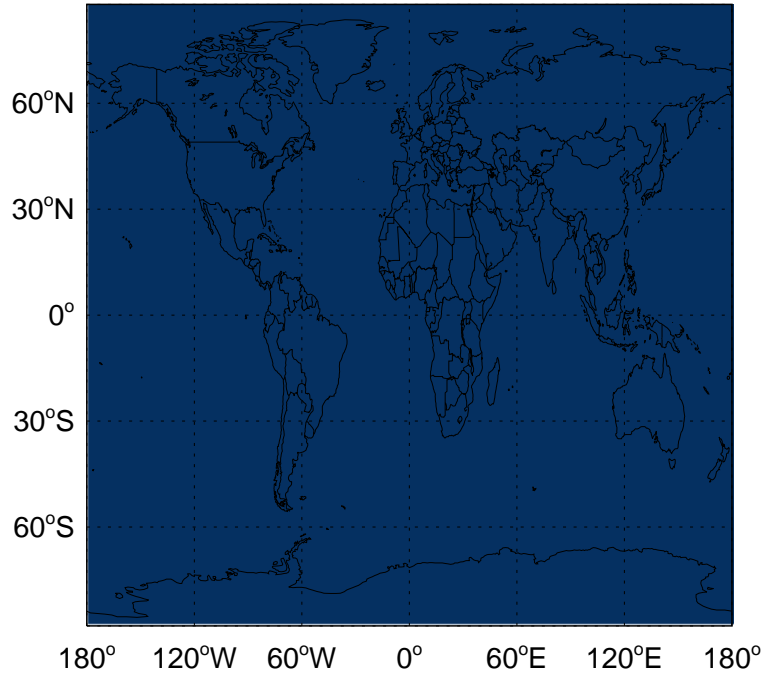
v11-01-public-Run0 - v11-01g-Run0

SO2 biomass emissions for Oct



v11-01-public-Run0 - v11-01k-Run0

SO2 biomass emissions for Oct



v11-01-public-Run0 - v11-01g-Run0

SO2 column volcanic emissions for Oct



v11-01-public-Run0 - v11-01k-Run0

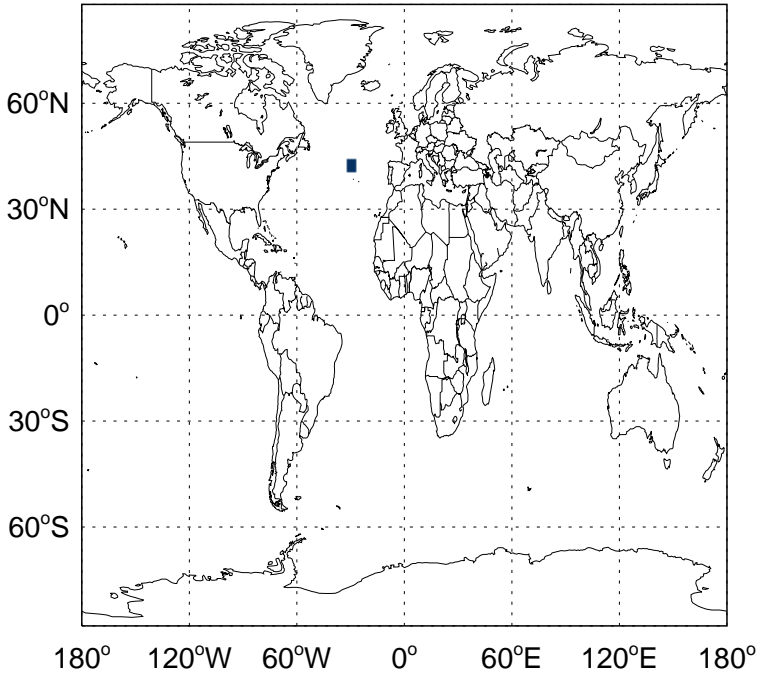
SO2 column volcanic emissions for Oct



GEOS-Chem Absolute Emission Differences

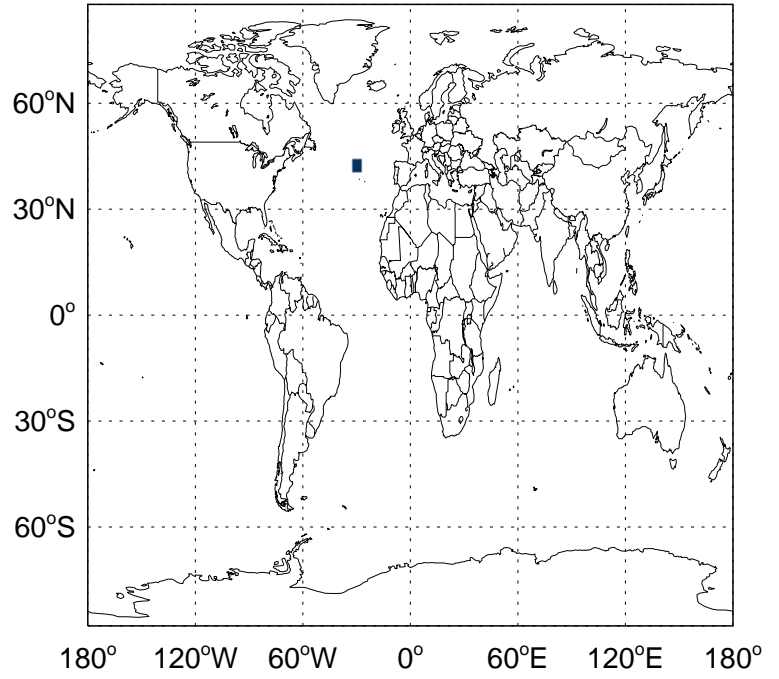
v11-01-public-Run0 - v11-01g-Run0

SO2 ship emissions for Oct



v11-01-public-Run0 - v11-01k-Run0

SO2 ship emissions for Oct



-4.50e+03

0.00e+00

4.50e+03kg S

-4.50e+03

0.00e+00

4.50e+03kg S