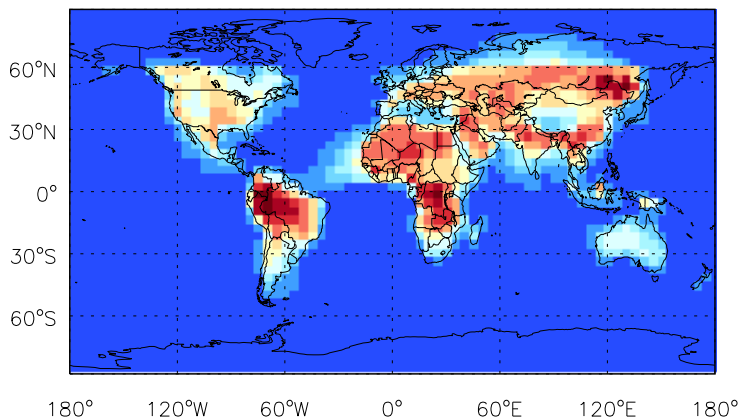


GEOS-Chem v11-01b Tracer Maps at Surface and 500 hPa

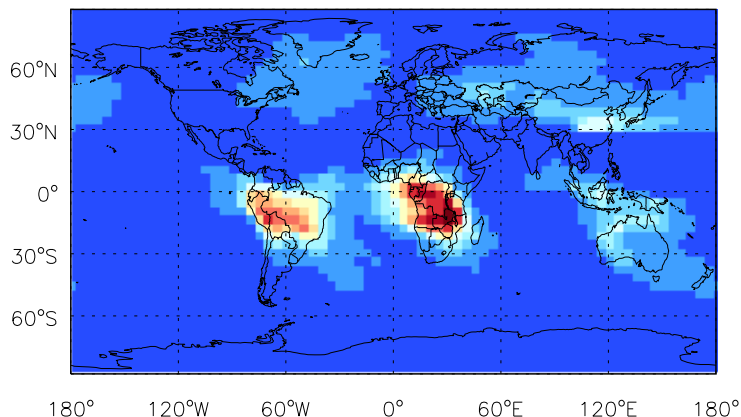
trac_avg.v11-01b.Jan

Tracer Map @ Surface - Rn



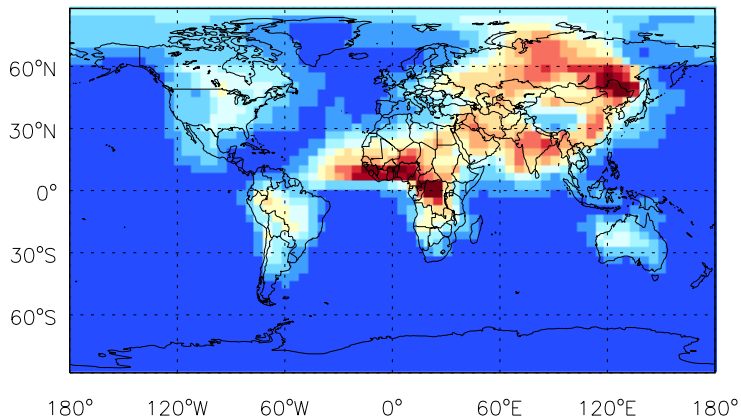
9.6981 2743.3997 5477.1016 8210.8027 mBq/SCM

Tracer Map @ 500 hPa - Rn



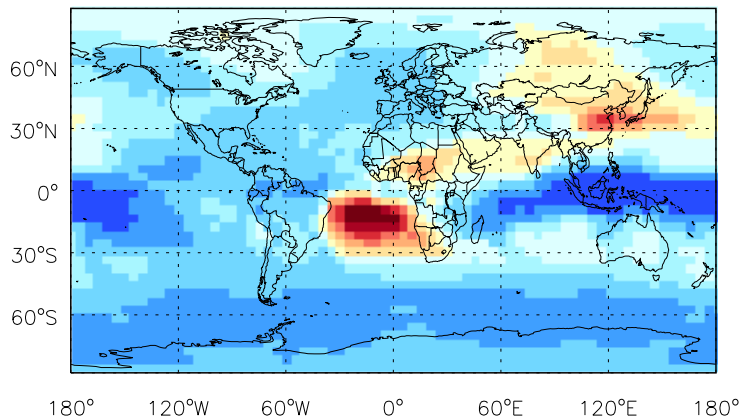
6.8330 446.1060 885.3789 1324.6519 mBq/SCM

Tracer Map @ Surface - Pb



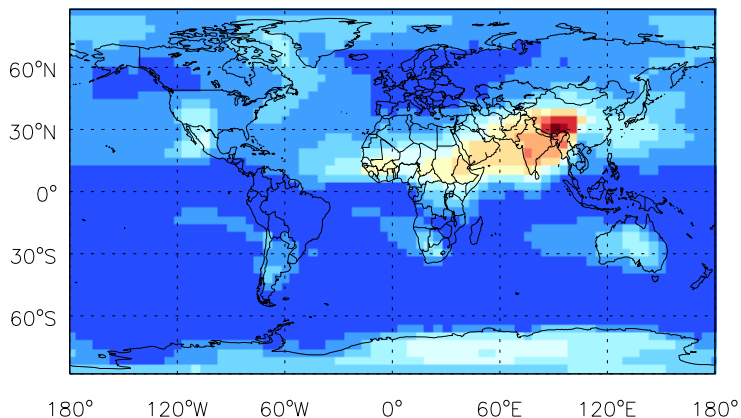
0.0081 0.6106 1.2131 1.8156 mBq/SCM

Tracer Map @ 500 hPa - Pb



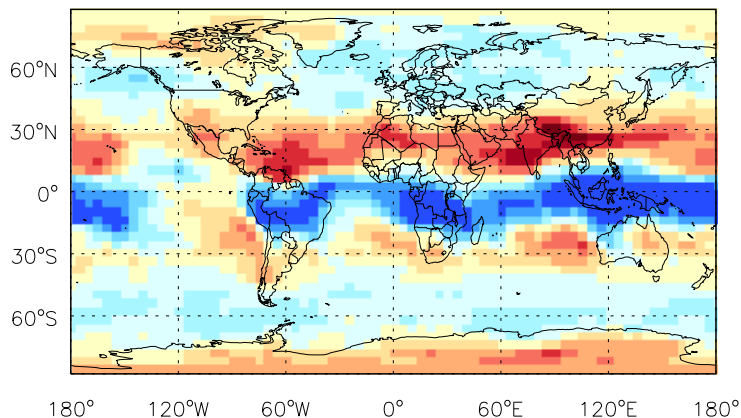
0.0054 0.1337 0.2620 0.3904 mBq/SCM

Tracer Map @ Surface - Be7



0.1055 5.6705 11.2356 16.8007 mBq/SCM

Tracer Map @ 500 hPa - Be7



0.2655 9.8342 19.4029 28.9716 mBq/SCM