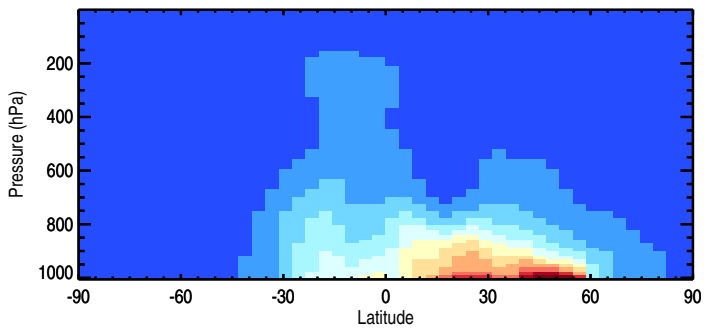


GEOS-Chem v11-01f-merra2-RnPbBe-TURBDAY Zonal mean and curtain at 180E

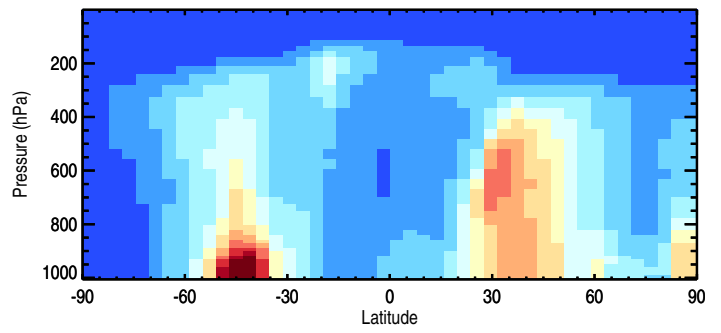
trac_avg.v11-01f-merra2-RnPbBe-TURBDAY.Jan

Tracer Curtain Zonal mean - Rn



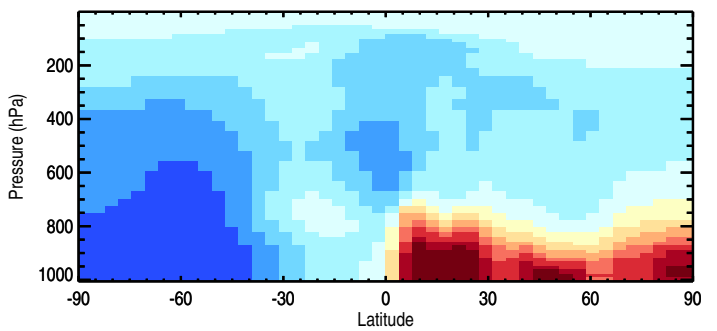
0.0000 749.5903 1499.1805 2248.7708 mBq/SCM

Tracer Curtain @ -180.000 - Rn



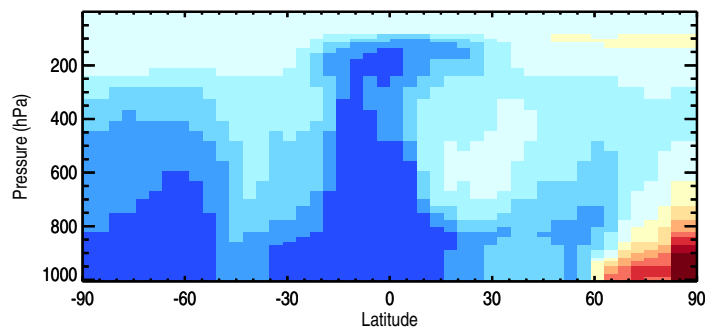
0.0000 102.5755 205.1510 307.7265 mBq/SCM

Tracer Curtain Zonal mean - Pb



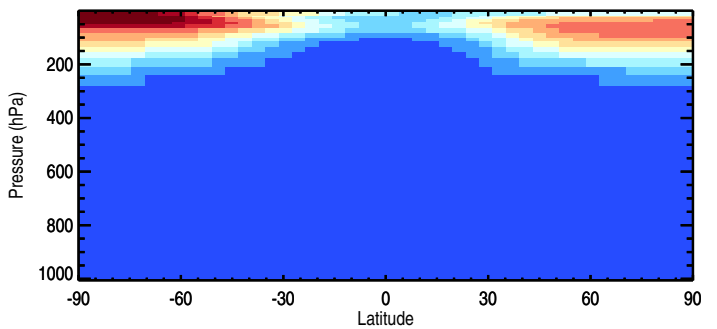
0.0119 0.1718 0.3317 0.4917 mBq/SCM

Tracer Curtain @ -180.000 - Pb



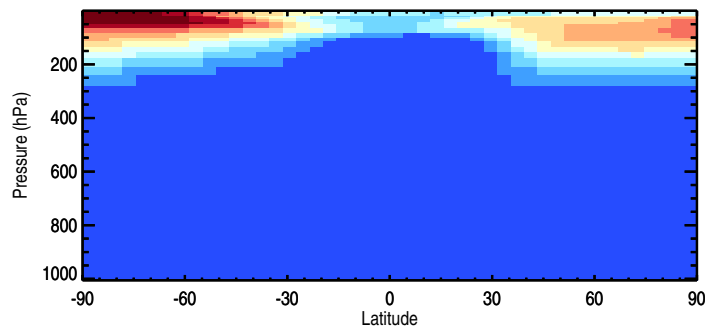
0.0056 0.1544 0.3033 0.4522 mBq/SCM

Tracer Curtain Zonal mean - Be7



0.3414 289.5242 578.7070 867.8898 mBq/SCM

Tracer Curtain @ -180.000 - Be7



0.1869 290.2800 580.3732 870.4663 mBq/SCM