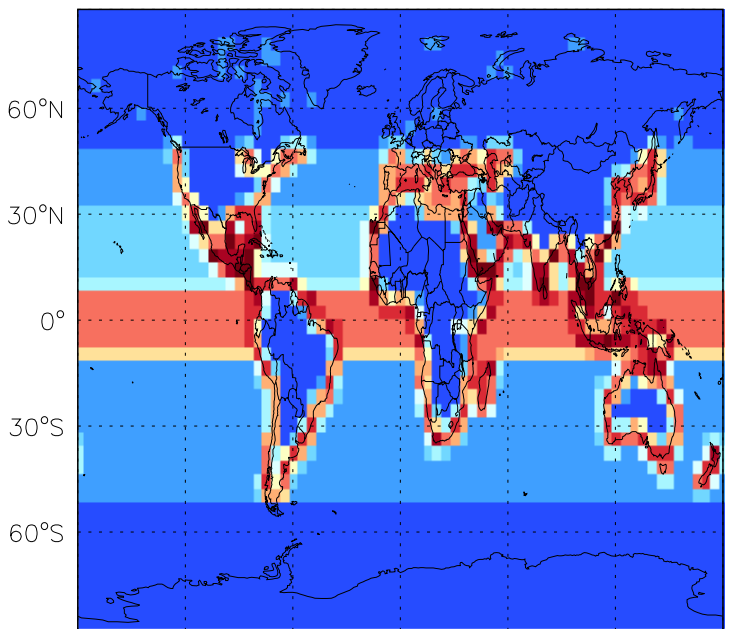


GEOS-Chem Emission Maps

v11-01d-Run1

CHBr3 biogenic emissions for Apr

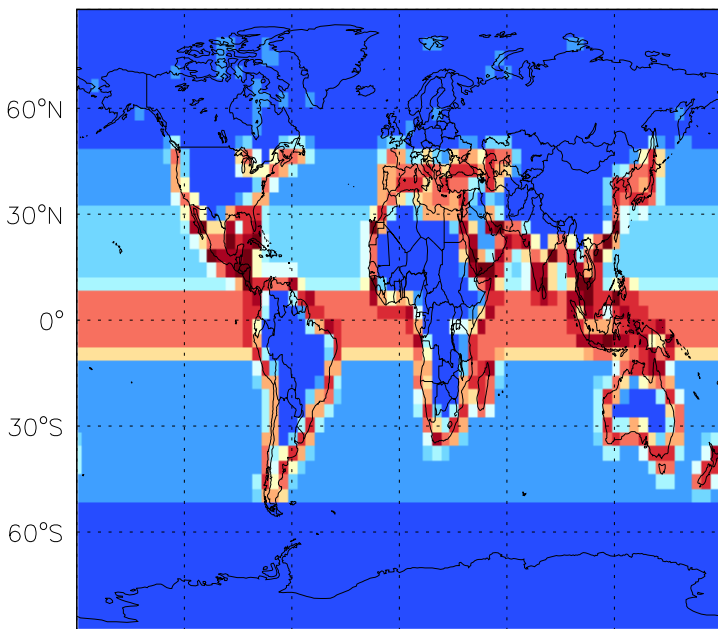


180° 120°W 60°W 0° 60°E 120°E 180°

0.00e+00 5.00e-14 9.99e-14kg/m2/s

v11-01f-geosp-Run0

CHBr3 biogenic emissions for Apr

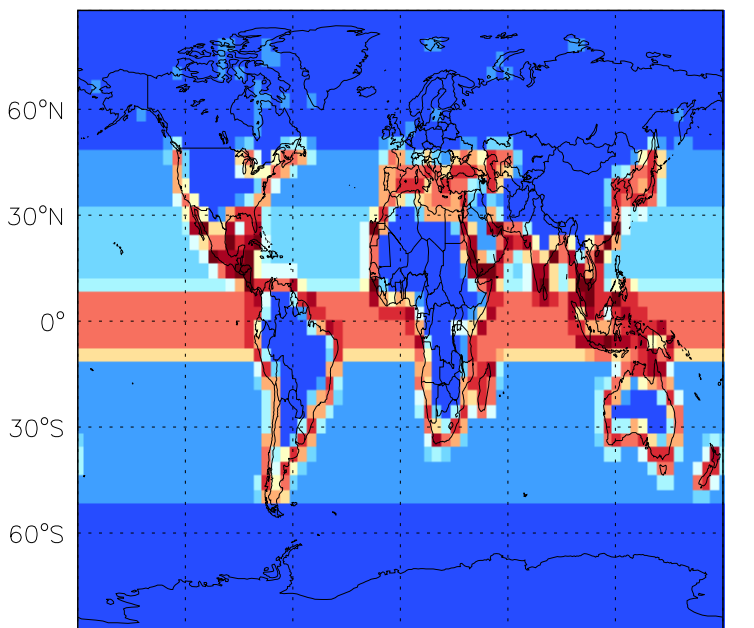


180° 120°W 60°W 0° 60°E 120°E 180°

0.00e+00 5.00e-14 9.99e-14kg/m2/s

v11-01g-Run0

CHBr3 biogenic emissions for Apr



180° 120°W 60°W 0° 60°E 120°E 180°

0.00e+00 5.00e-14 9.99e-14kg/m2/s