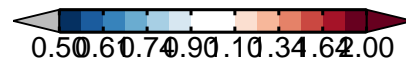
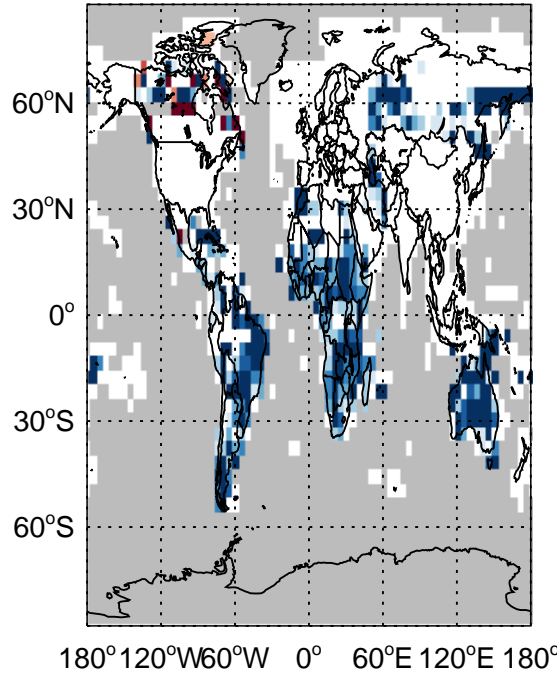
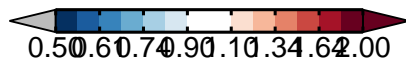
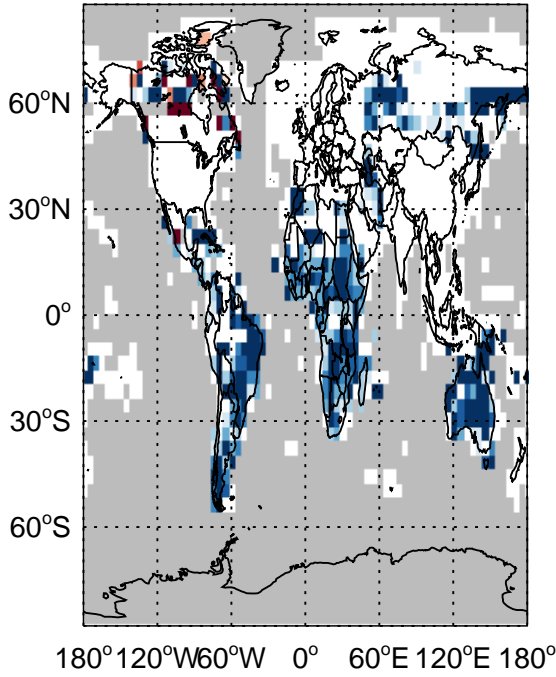


GEOS-Chem Emission Ratio Maps

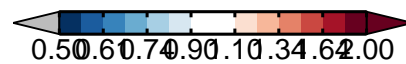
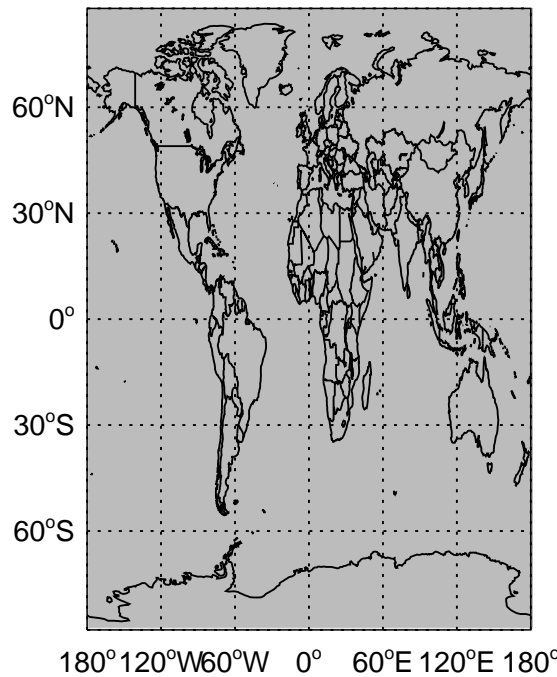
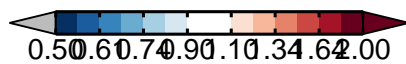
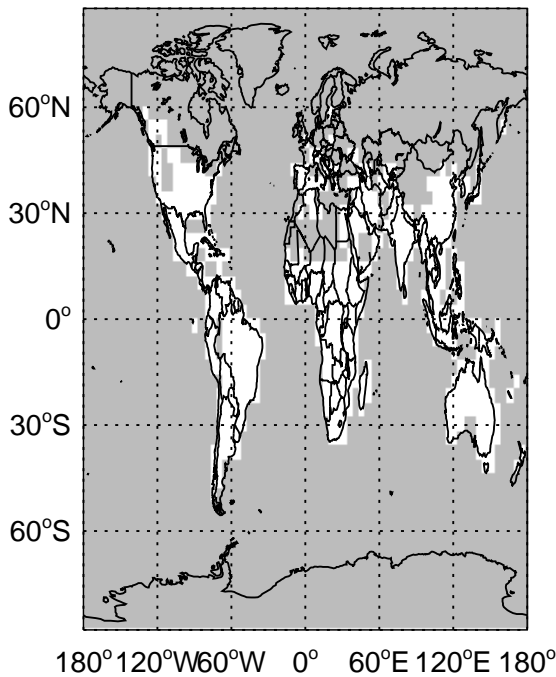
v11-01k-Run0 / v11-01f-geosfp-Run0 v11-01k-Run0 / v11-01g-Run0

Ratio: CO anthro+biofuel emissions for Jan Ratio: CO anthro+biofuel emissions for Jan



v11-01k-Run0 / v11-01f-geosfp-Run0 v11-01k-Run0 / v11-01g-Run0

Ratio: CO biomass emissions for Jan Ratio: CO biomass emissions for Jan



GEOS-Chem Emission Ratio Maps

v11-01k-Run0 / v11-01f-geosfp-Run0 v11-01k-Run0 / v11-01g-Run0

Ratio: CO from MONOT emissions for Feb Ratio: CO from MONOT emissions for Jan

