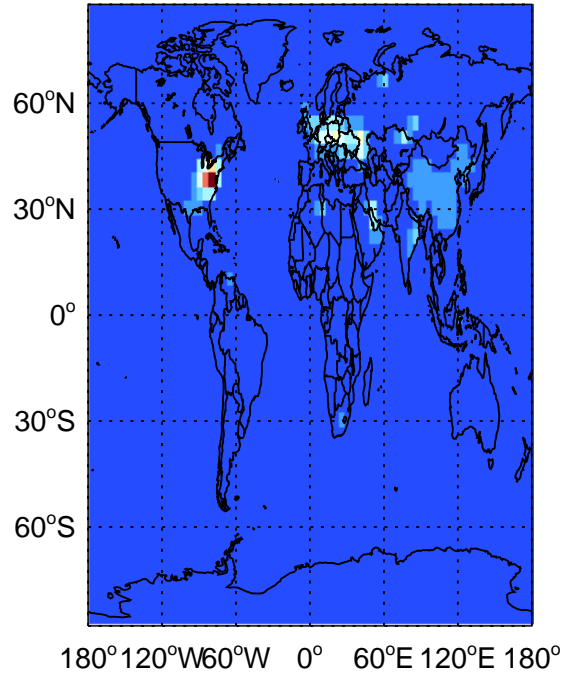
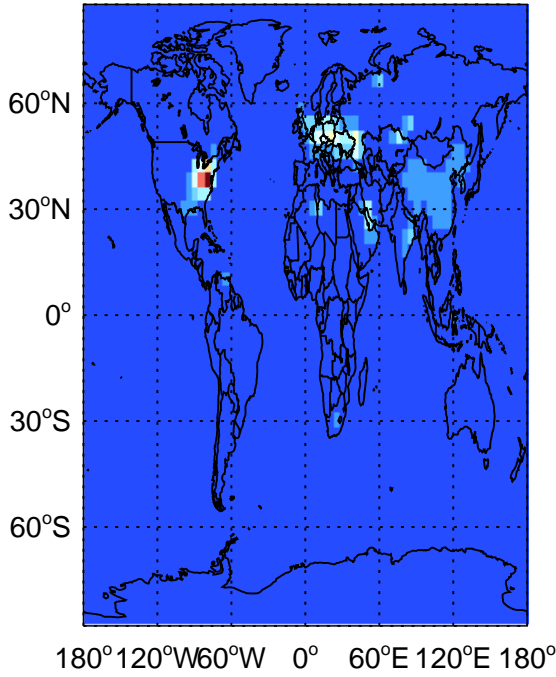


GEOS-Chem Emission Maps

v11-01f-geosfp-Run0

v11-01g-Run0

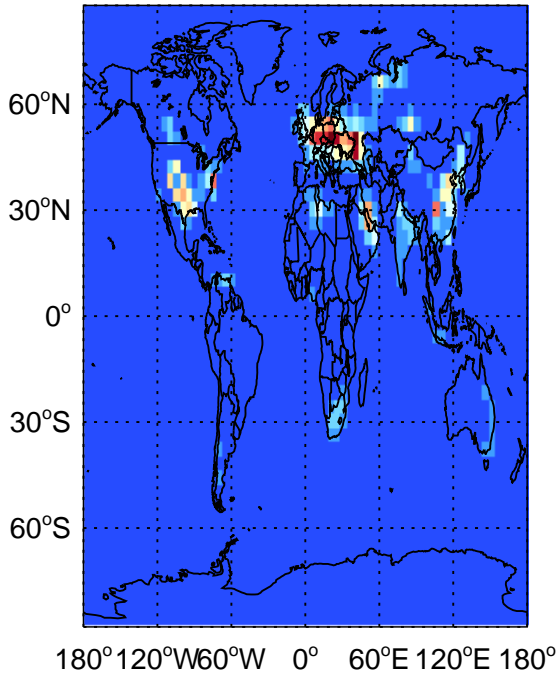
C2H6 anthro+biofuel emissions for Apr



0.00e+00 8.46e+10 1.69e+11 atoms C/cm2/s

v11-01k-Run0

C2H6 anthro+biofuel emissions for Apr

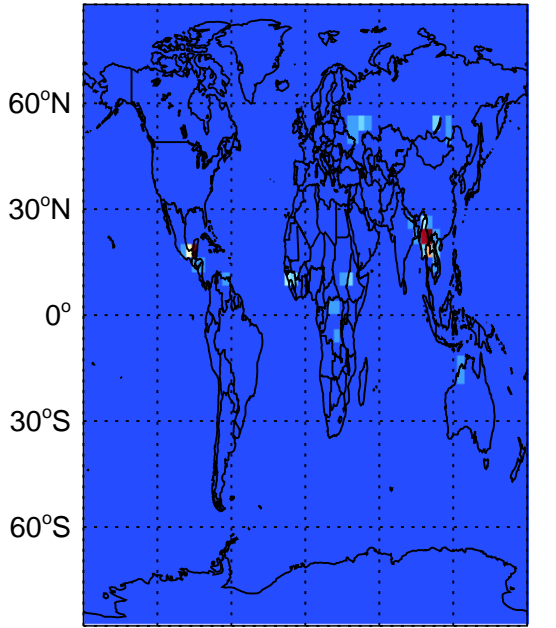


0.00e+00 3.73e+10 7.45e+10 atoms C/cm2/s

GEOS-Chem Emission Maps

v11-01f-geosfp-Run0

CH₂O biomass emissions for Apr

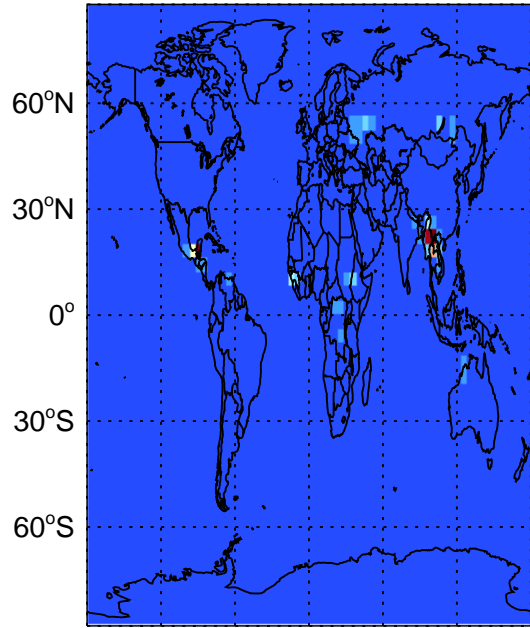


180° 120°W 60°W 0° 60°E 120°E 180°

0.00e+00 2.76e+10 5.52e+10 atoms C/cm²/s

v11-01g-Run0

CH₂O biomass emissions for Apr

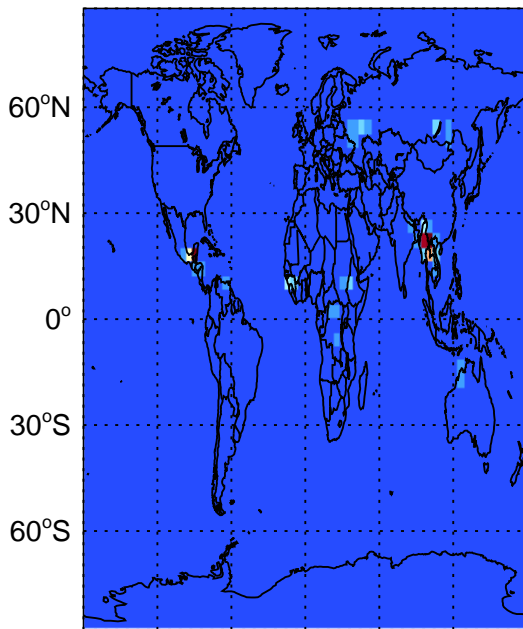


180° 120°W 60°W 0° 60°E 120°E 180°

0.00e+00 2.76e+10 5.52e+10 atoms C/cm²/s

v11-01k-Run0

CH₂O biomass emissions for Apr



180° 120°W 60°W 0° 60°E 120°E 180°

0.00e+00 2.76e+10 5.52e+10 atoms C/cm²/s