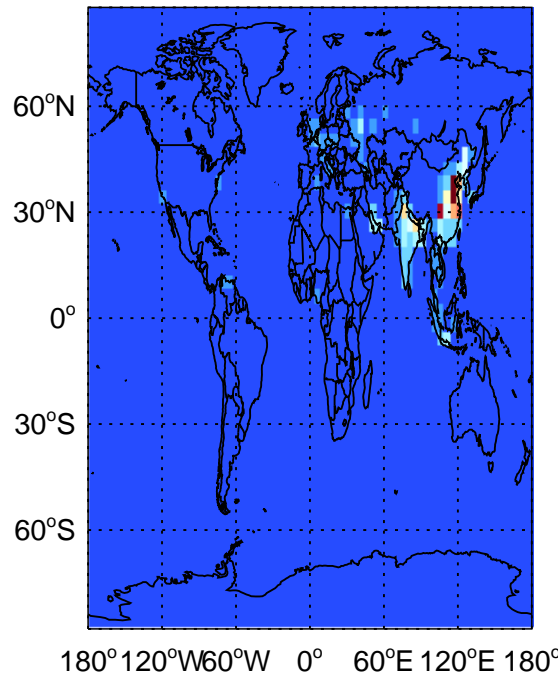
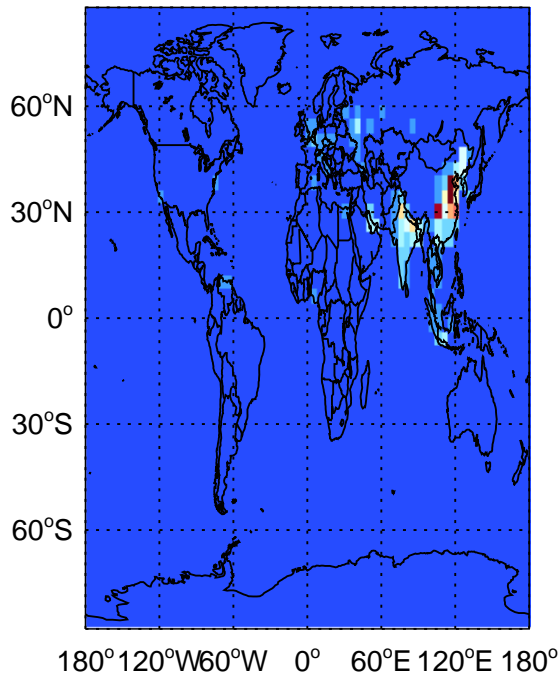


GEOS-Chem Emission Maps

v11-01f-geosfp-Run0

v11-01g-Run0

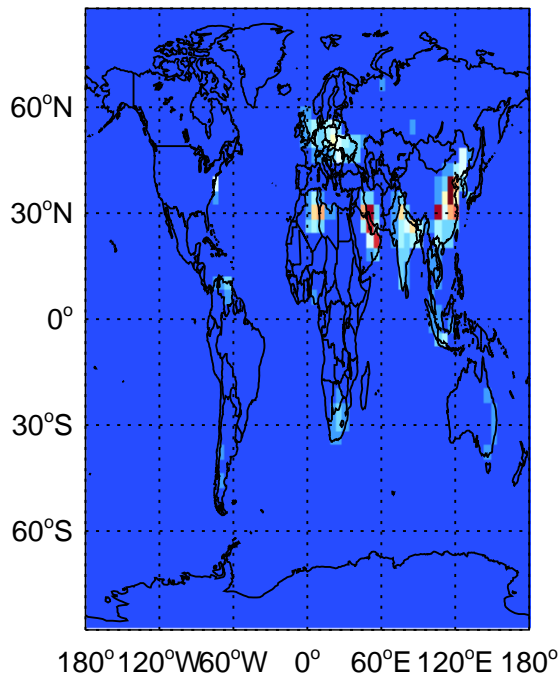
C3H8 anthro+biofuel emissions for Jan



0.00e+00 7.27e+10 1.45e+14 dtoms C/cm2/s

v11-01k-Run0

C3H8 anthro+biofuel emissions for Jan

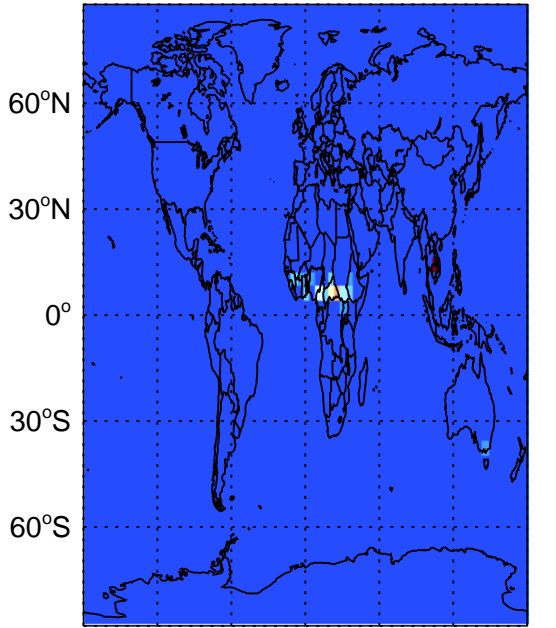


0.00e+00 7.27e+10 1.45e+14 dtoms C/cm2/s

GEOS-Chem Emission Maps

v11-01f-geosfp-Run0

C3H8 biomass emissions for Jan

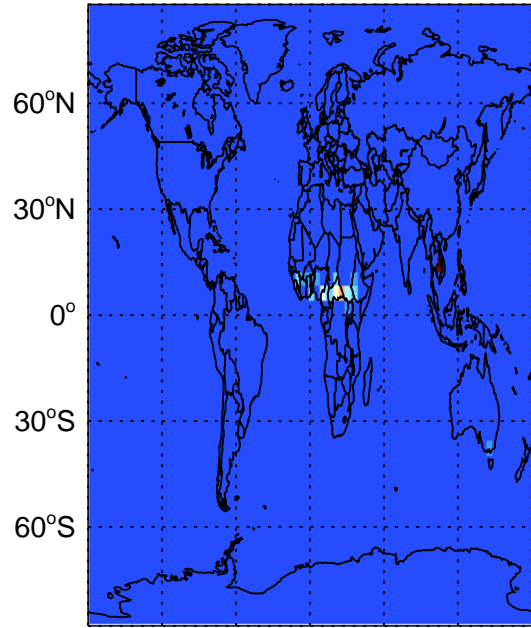


180° 120°W 60°W 0° 60°E 120°E 180°

0.00e+00 2.77e+10 5.55e+10 atoms C/cm2/s

v11-01g-Run0

C3H8 biomass emissions for Jan

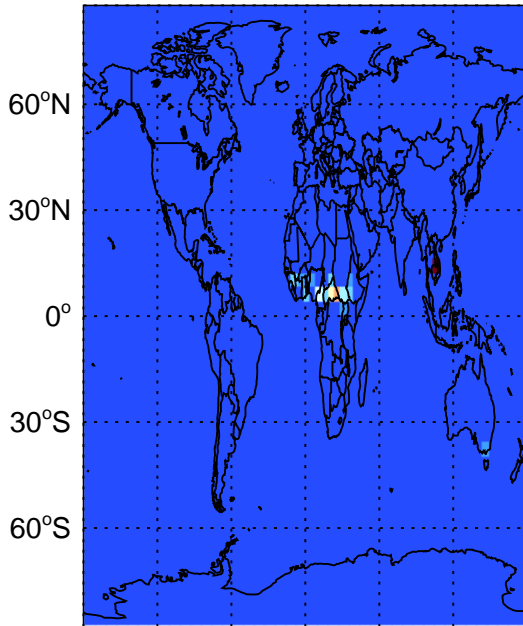


180° 120°W 60°W 0° 60°E 120°E 180°

0.00e+00 2.77e+10 5.55e+10 atoms C/cm2/s

v11-01k-Run0

C3H8 biomass emissions for Jan



180° 120°W 60°W 0° 60°E 120°E 180°

0.00e+00 2.77e+10 5.55e+10 atoms C/cm2/s