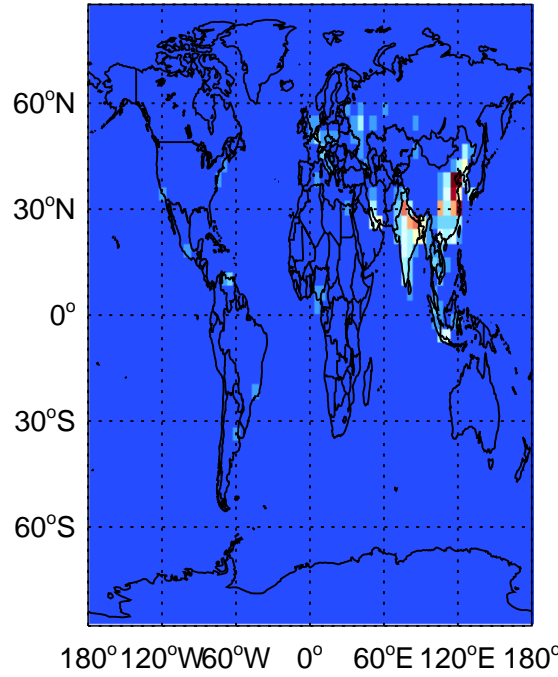
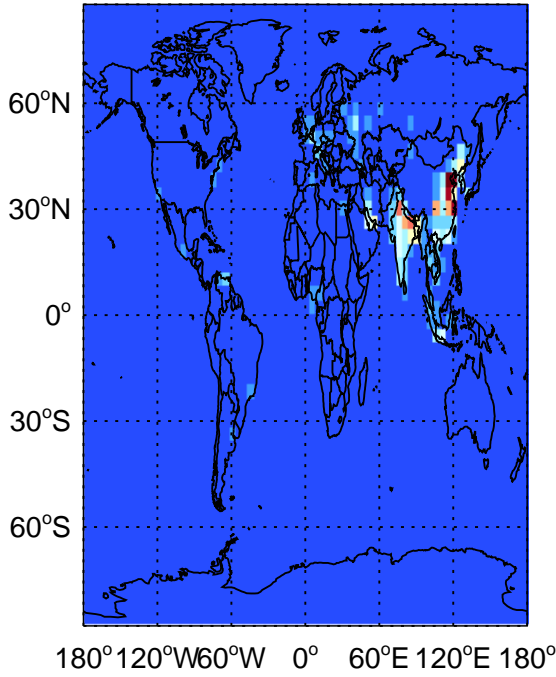


GEOS-Chem Emission Maps

v11-01f-geosfp-Run0

v11-01g-Run0

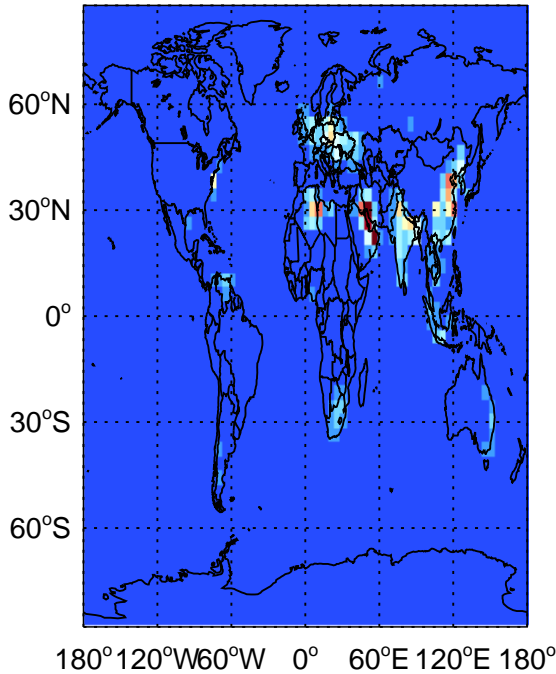
C₃H₈ anthro+biofuel emissions for Jul



0.00e+00 4.84e+10 9.67e+10 atoms C/cm2/s 0.00e+00 4.84e+10 9.67e+10 atoms C/cm2/s

v11-01k-Run0

C₃H₈ anthro+biofuel emissions for Jul

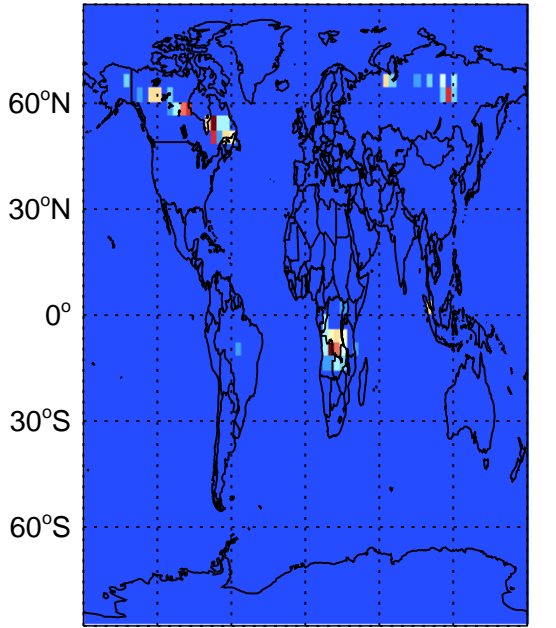


0.00e+00 6.45e+10 1.29e+11 atoms C/cm2/s

GEOS-Chem Emission Maps

v11-01f-geosfp-Run0

C3H8 biomass emissions for Jul

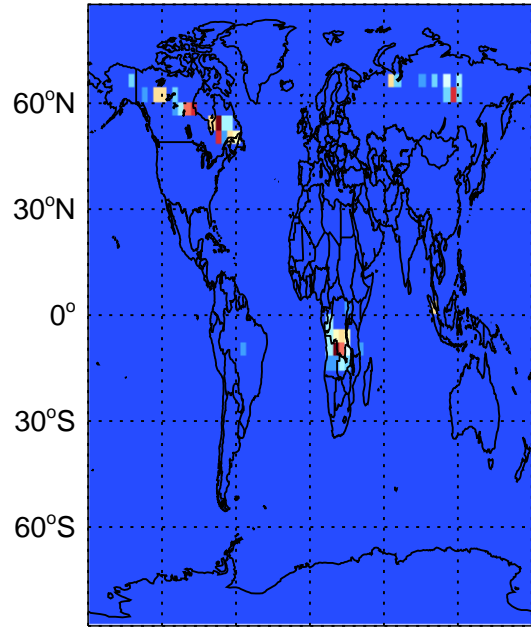


180° 120°W 60°W 0° 60°E 120°E 180°

0.00e+00 2.17e+10 4.34e+10 atoms C/cm2/s

v11-01g-Run0

C3H8 biomass emissions for Jul

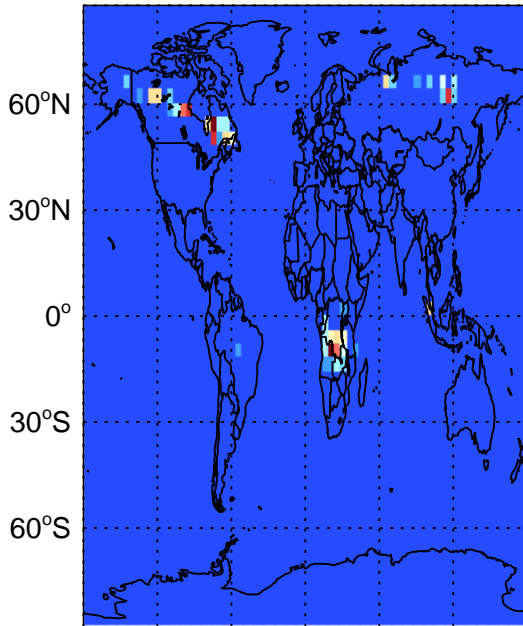


180° 120°W 60°W 0° 60°E 120°E 180°

0.00e+00 2.17e+10 4.34e+10 atoms C/cm2/s

v11-01k-Run0

C3H8 biomass emissions for Jul



180° 120°W 60°W 0° 60°E 120°E 180°

0.00e+00 2.17e+10 4.34e+10 atoms C/cm2/s