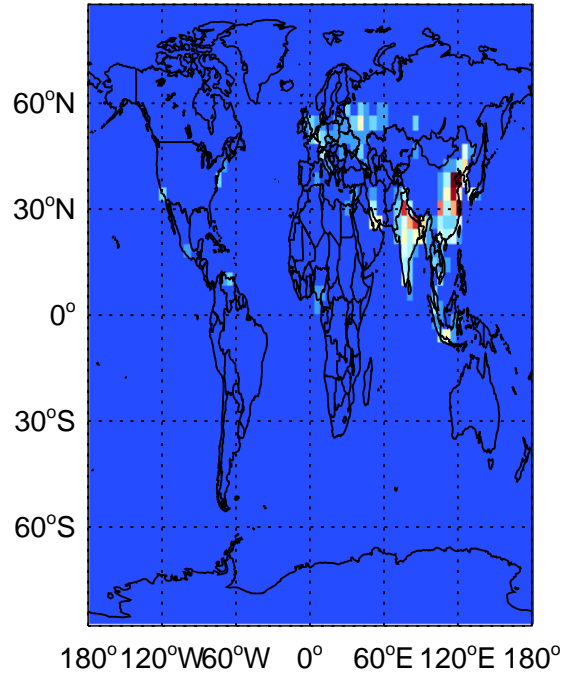
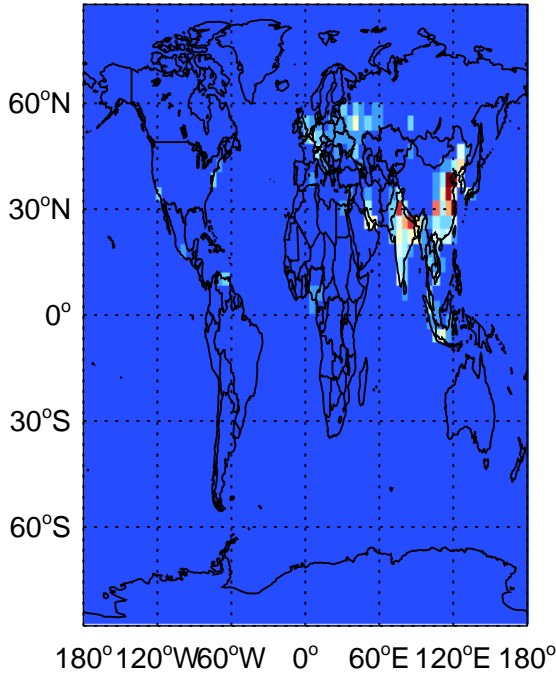


GEOS-Chem Emission Maps

v11-01f-geosp-Run0

v11-01g-Run0

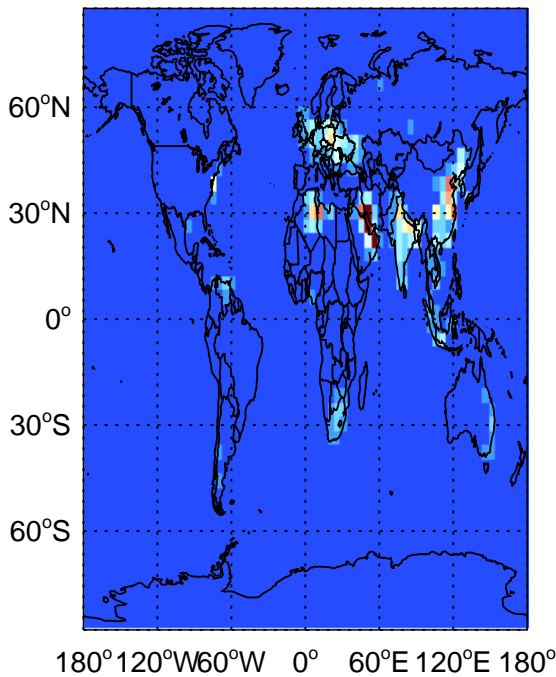
C3H8 anthro+biofuel emissions for Oct



0.00e+00 4.55e+10 9.10e+10 atoms C/cm2/s 0.00e+00 4.55e+10 9.10e+10 atoms C/cm2/s

v11-01k-Run0

C3H8 anthro+biofuel emissions for Oct

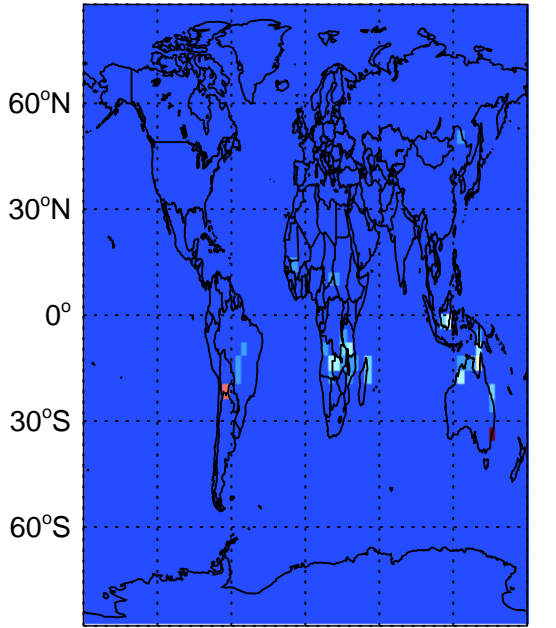


0.00e+00 6.45e+10 1.29e+11 atoms C/cm2/s

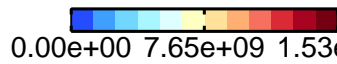
GEOS-Chem Emission Maps

v11-01f-geosfp-Run0

C3H8 biomass emissions for Oct

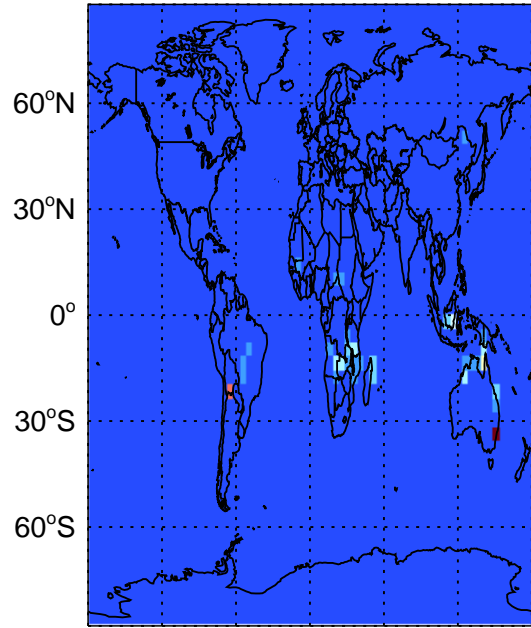


180° 120°W 60°W 0° 60°E 120°E 180°

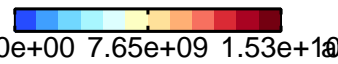


v11-01g-Run0

C3H8 biomass emissions for Oct

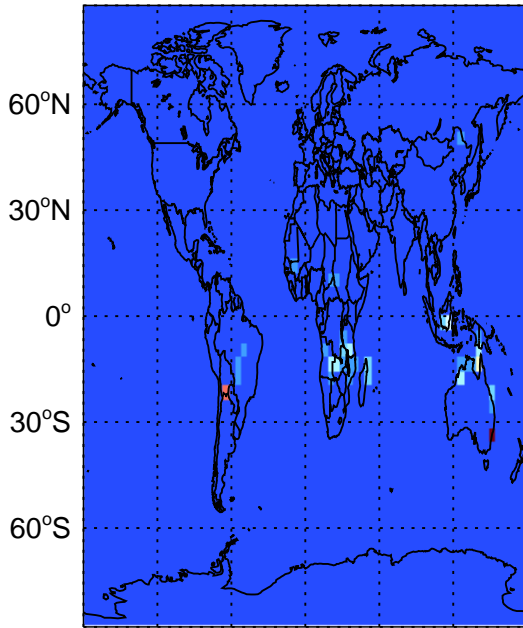


180° 120°W 60°W 0° 60°E 120°E 180°

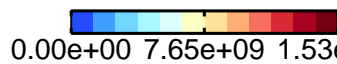


v11-01k-Run0

C3H8 biomass emissions for Oct



180° 120°W 60°W 0° 60°E 120°E 180°



0.00e+00 7.65e+09 1.53e+10 atoms C/cm2/s