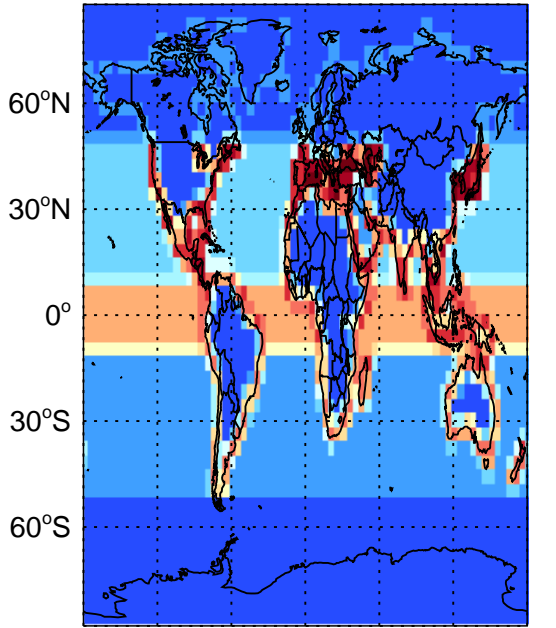


GEOS-Chem Emission Maps

v11-01f-geosp-Run0

CHBr3 biogenic emissions for Jul

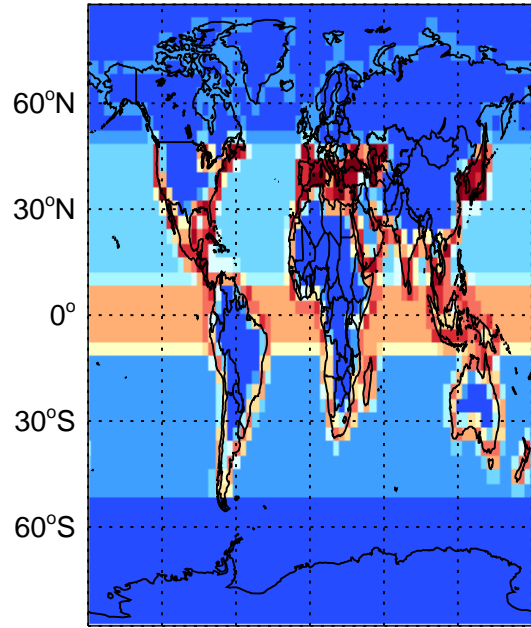


180° 120°W 60°W 0° 60°E 120°E 180°

0.00e+00 5.61e-14 1.12e-13 g/m²/s

v11-01g-Run0

CHBr3 biogenic emissions for Jul

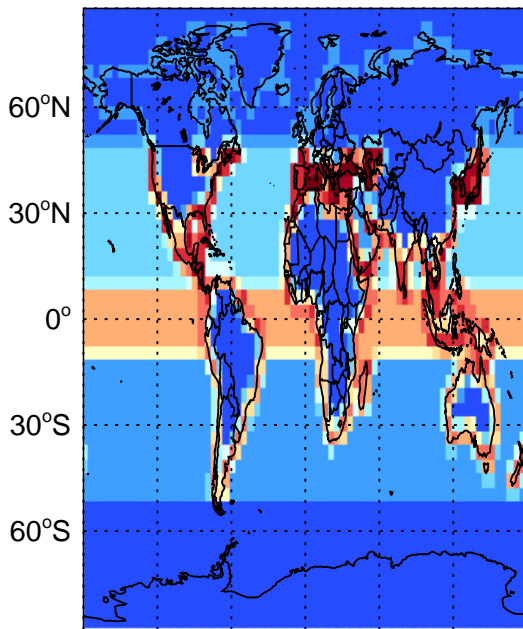


180° 120°W 60°W 0° 60°E 120°E 180°

0.00e+00 5.61e-14 1.12e-13 g/m²/s

v11-01k-Run0

CHBr3 biogenic emissions for Jul



180° 120°W 60°W 0° 60°E 120°E 180°

0.00e+00 5.61e-14 1.12e-13 g/m²/s