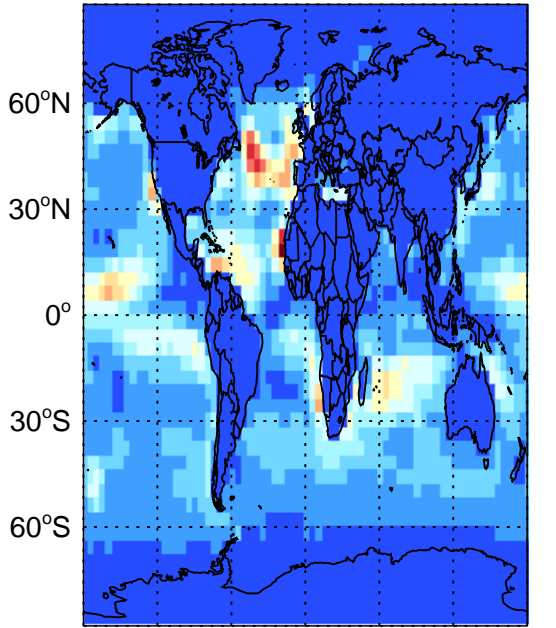


# GEOS-Chem Emission Maps

## v11-01f-geosp-Run0

DMS biogenic emissions for Apr

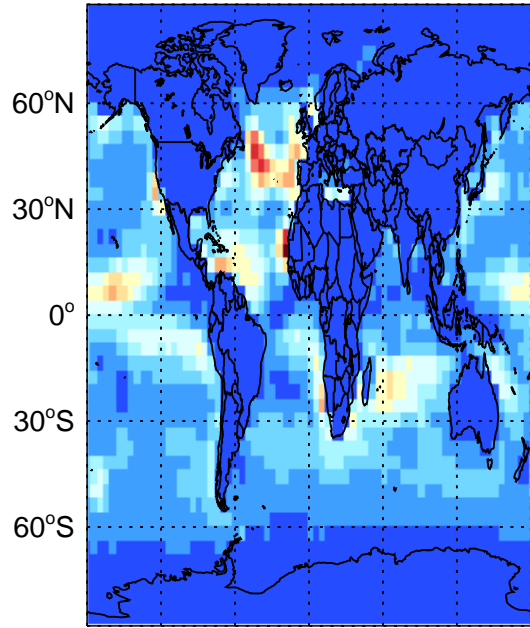


180° 120°W 60°W 0° 60°E 120°E 180°

0.00e+00 1.78e+06 3.57e+06 kg S

## v11-01g-Run0

DMS biogenic emissions for Apr

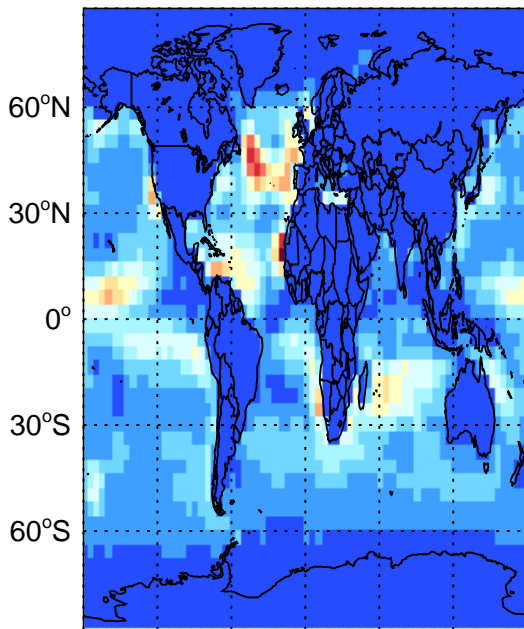


180° 120°W 60°W 0° 60°E 120°E 180°

0.00e+00 1.78e+06 3.57e+06 kg S

## v11-01k-Run0

DMS biogenic emissions for Apr



180° 120°W 60°W 0° 60°E 120°E 180°

0.00e+00 1.78e+06 3.57e+06 kg S