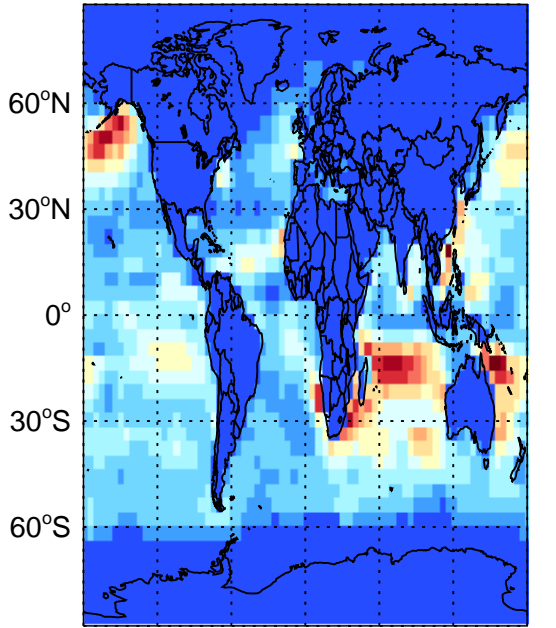


# GEOS-Chem Emission Maps

v11-01f-geosfp-Run0

DMS biogenic emissions for Oct

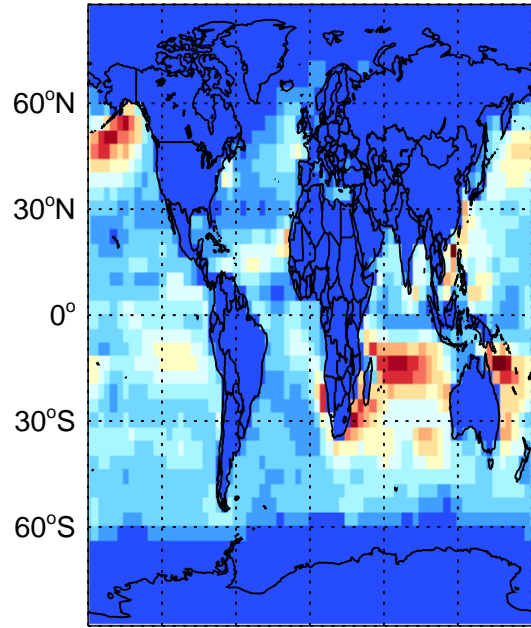


180° 120°W 60°W 0° 60°E 120°E 180°

0.00e+00 1.60e+06 3.19e+06 kg S

v11-01g-Run0

DMS biogenic emissions for Oct

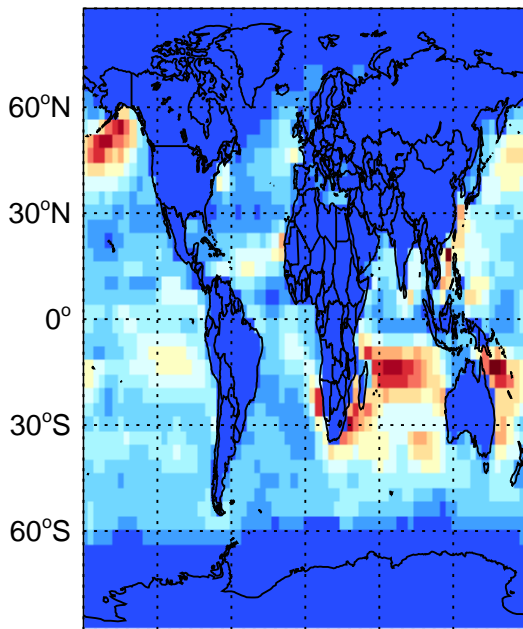


180° 120°W 60°W 0° 60°E 120°E 180°

0.00e+00 1.60e+06 3.19e+06 kg S

v11-01k-Run0

DMS biogenic emissions for Oct



180° 120°W 60°W 0° 60°E 120°E 180°

0.00e+00 1.60e+06 3.19e+06 kg S