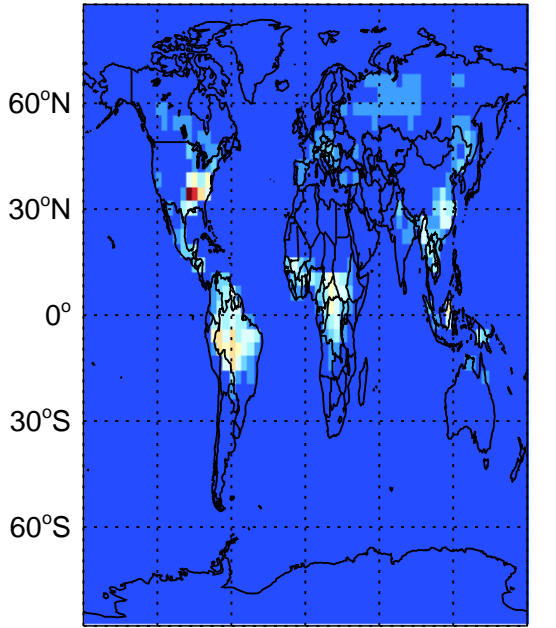


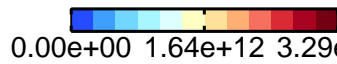
GEOS-Chem Emission Maps

v11-01f-geosfp-Run0

ISOP biogenic emissions for Jul

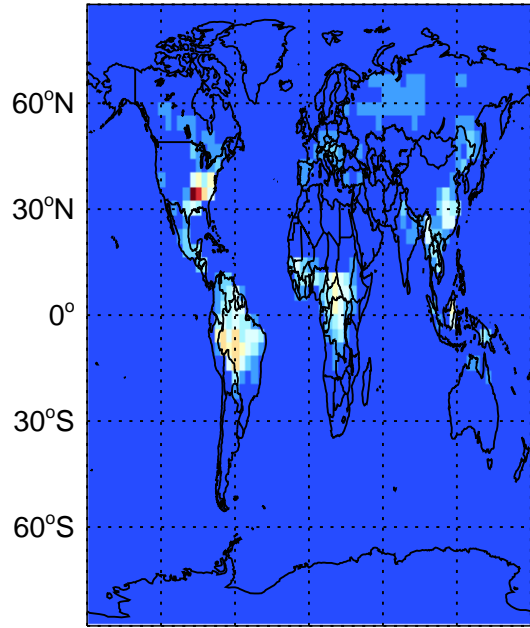


180° 120°W 60°W 0° 60°E 120°E 180°

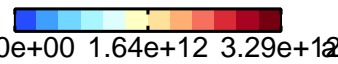


v11-01g-Run0

ISOP biogenic emissions for Jul

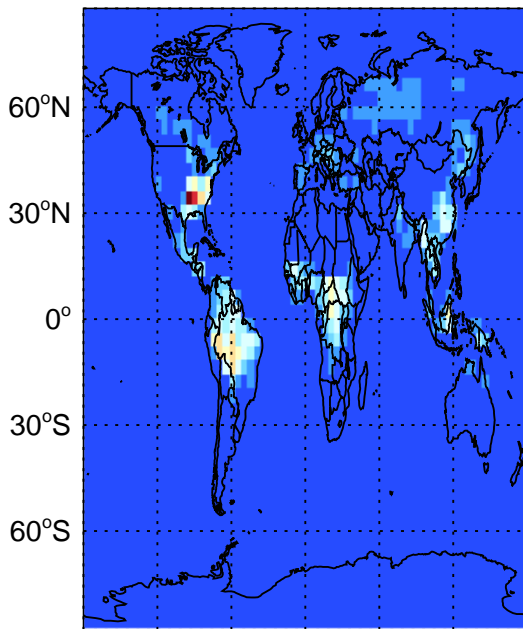


180° 120°W 60°W 0° 60°E 120°E 180°

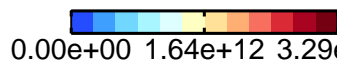


v11-01k-Run0

ISOP biogenic emissions for Jul



180° 120°W 60°W 0° 60°E 120°E 180°



0.00e+00 1.64e+12 3.29e+12 toms C/cm2/s