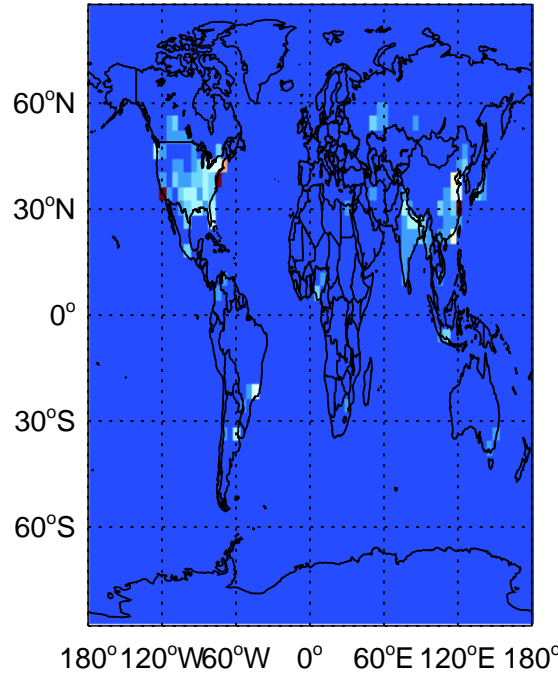
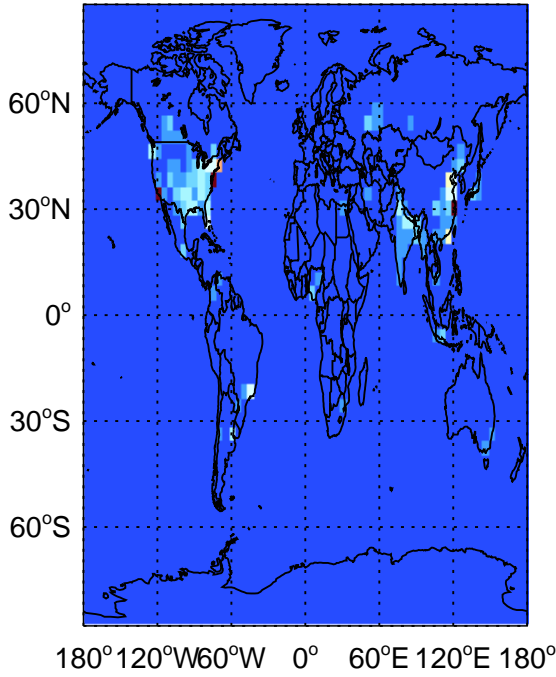


GEOS-Chem Emission Maps

v11-01f-geosfp-Run0

v11-01g-Run0

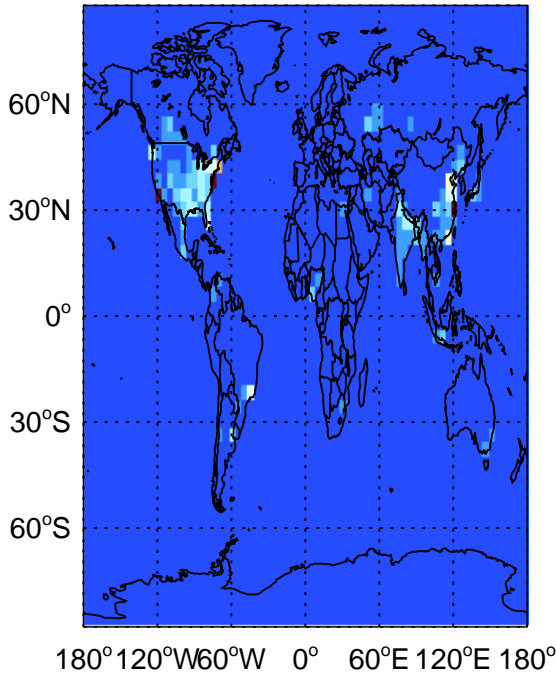
MEK anthro+biofuel emissions for Oct



0.00e+00 5.38e+09 1.08e+10 atoms C/cm2/s 0.00e+00 5.38e+09 1.08e+10 atoms C/cm2/s

v11-01k-Run0

MEK anthro+biofuel emissions for Oct

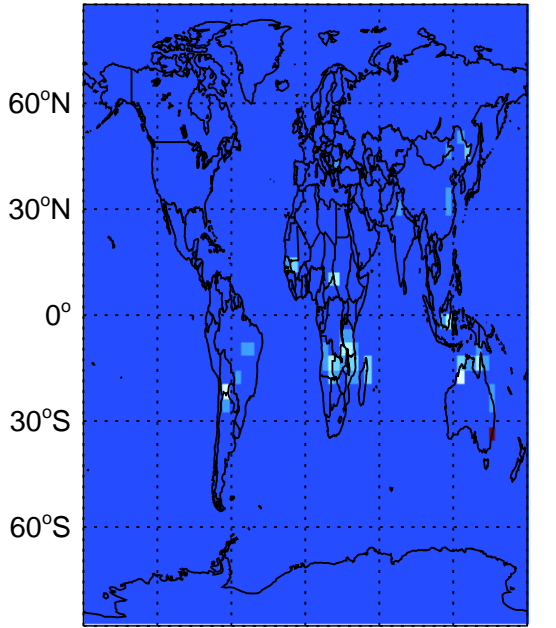


0.00e+00 5.38e+09 1.08e+10 atoms C/cm2/s

GEOS-Chem Emission Maps

v11-01f-geosfp-Run0

MEK biomass emissions for Oct

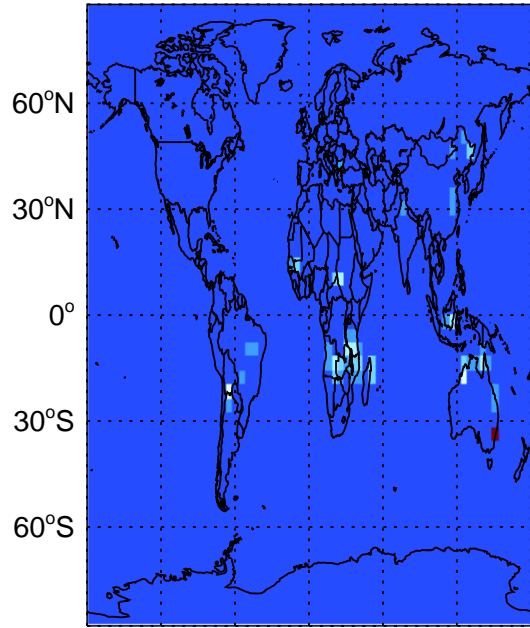


180° 120°W 60°W 0° 60°E 120°E 180°

0.00e+00 1.36e+10 2.72e+10 atoms C/cm2/s

v11-01g-Run0

MEK biomass emissions for Oct

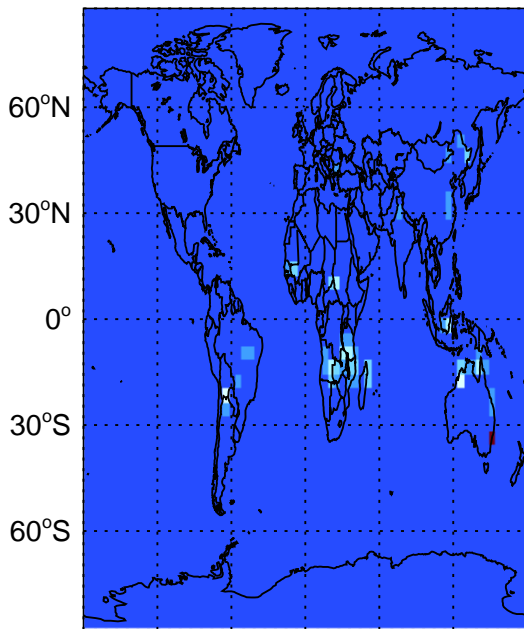


180° 120°W 60°W 0° 60°E 120°E 180°

0.00e+00 1.36e+10 2.72e+10 atoms C/cm2/s

v11-01k-Run0

MEK biomass emissions for Oct



180° 120°W 60°W 0° 60°E 120°E 180°

0.00e+00 1.36e+10 2.72e+10 atoms C/cm2/s