

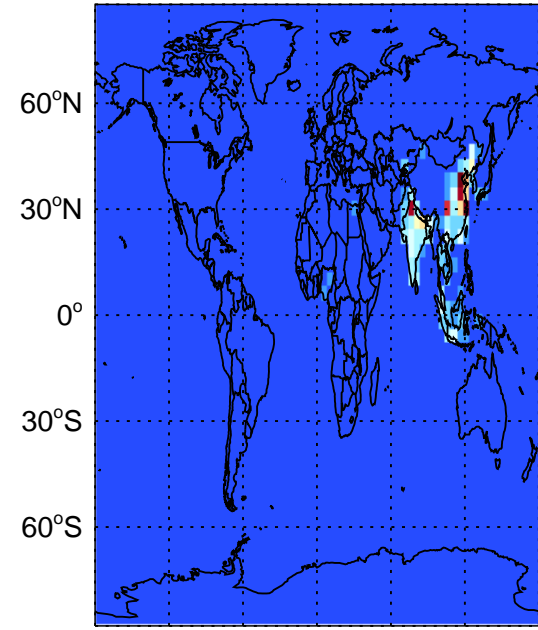
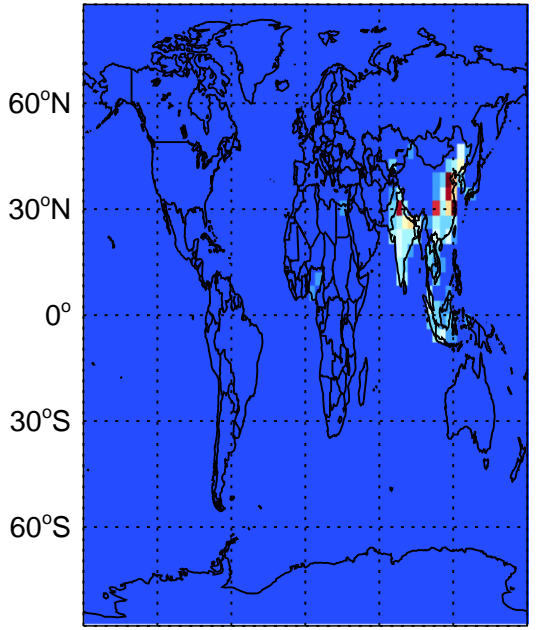
GEOS-Chem Emission Maps

v11-01f-geosp-Run0

v11-01g-Run0

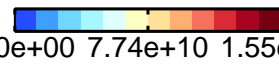
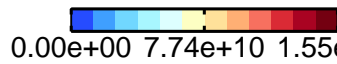
PRPE anthro+biofuel emissions for Jan

PRPE anthro+biofuel emissions for Jan



180° 120°W 60°W 0° 60°E 120°E 180°

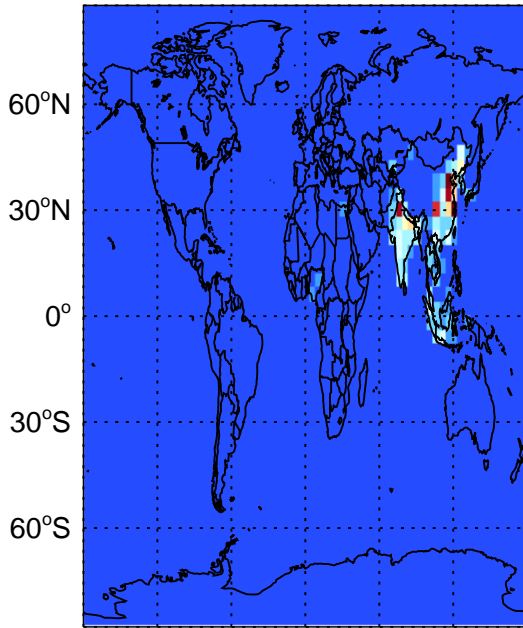
180° 120°W 60°W 0° 60°E 120°E 180°



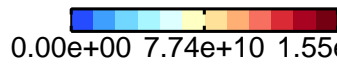
0.00e+00 7.74e+10 1.55e+14 dtoms C/cm2/s 0.00e+00 7.74e+10 1.55e+14 dtoms C/cm2/s

v11-01k-Run0

PRPE anthro+biofuel emissions for Jan



180° 120°W 60°W 0° 60°E 120°E 180°



0.00e+00 7.74e+10 1.55e+14 dtoms C/cm2/s

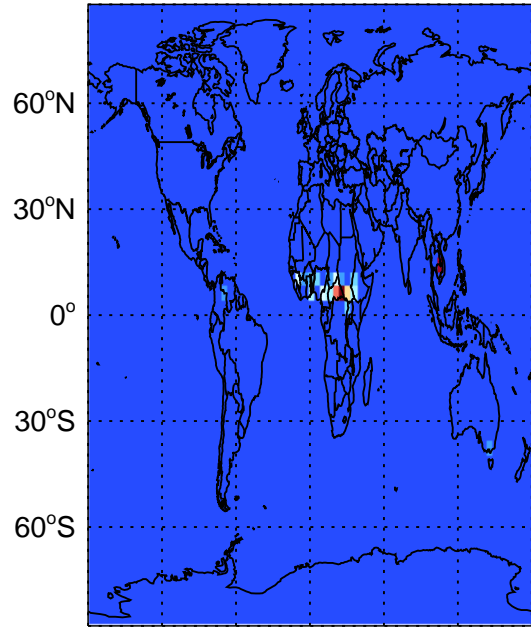
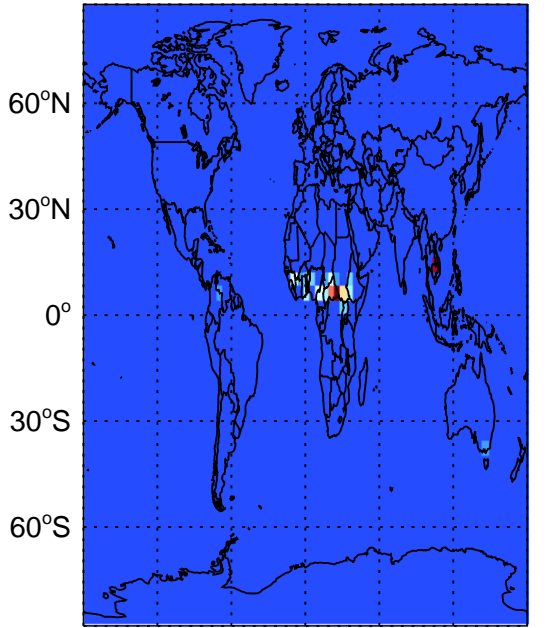
GEOS-Chem Emission Maps

v11-01f-geosfp-Run0

v11-01g-Run0

PRPE biomass emissions for Jan

PRPE biomass emissions for Jan



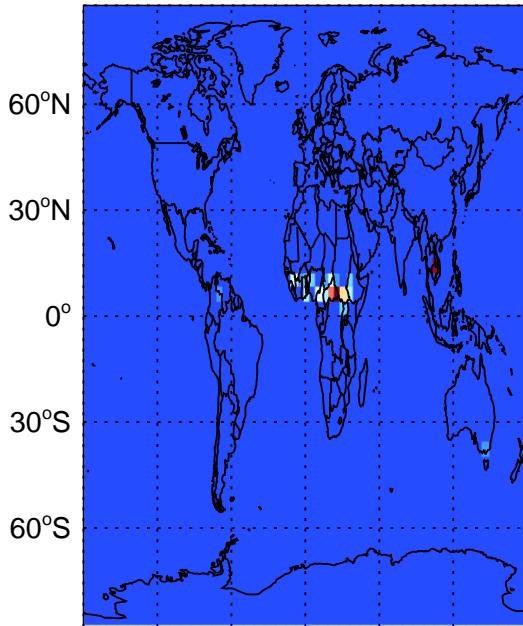
180° 120°W 60°W 0° 60°E 120°E 180°

180° 120°W 60°W 0° 60°E 120°E 180°

0.00e+00 5.66e+10 1.13e+11 dtoms C/cm2/s 0.00e+00 5.66e+10 1.13e+11 dtoms C/cm2/s

v11-01k-Run0

PRPE biomass emissions for Jan



180° 120°W 60°W 0° 60°E 120°E 180°

0.00e+00 5.66e+10 1.13e+11 dtoms C/cm2/s

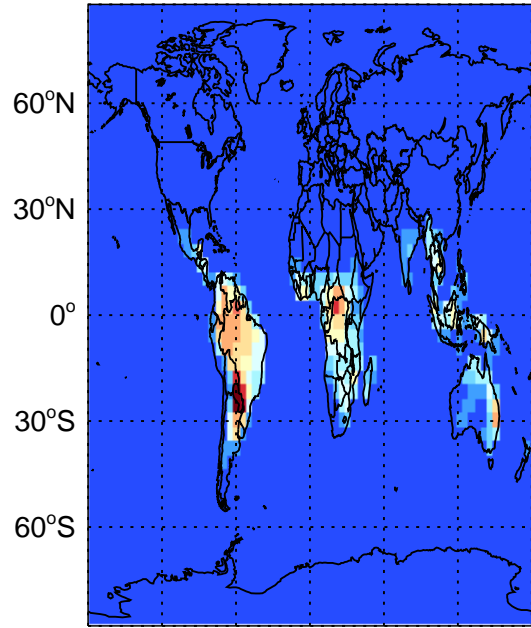
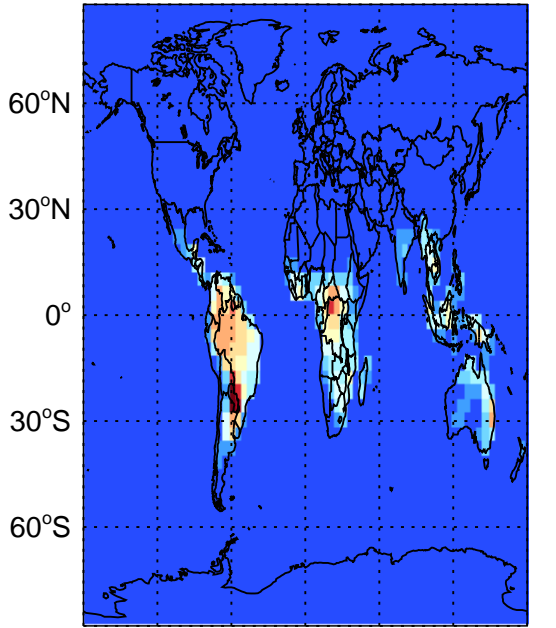
GEOS-Chem Emission Maps

v11-01f-geosfp-Run0

v11-01g-Run0

PRPE biogenic emissions for Jan

PRPE biogenic emissions for Jan



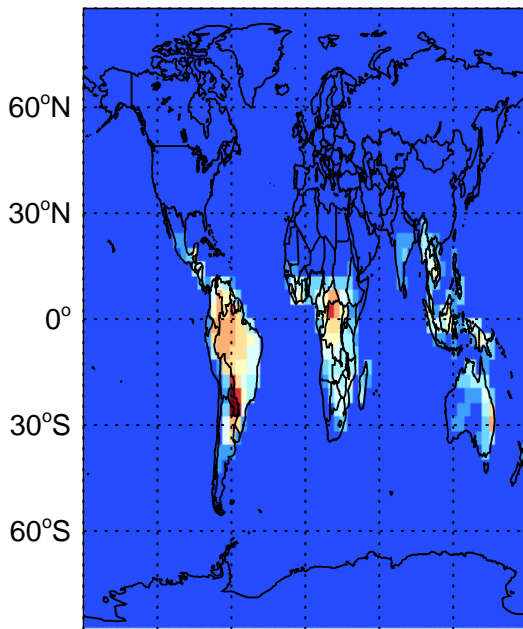
180° 120°W 60°W 0° 60°E 120°E 180°

180° 120°W 60°W 0° 60°E 120°E 180°

0.00e+00 5.36e+10 1.07e+11 atoms C/cm2/s 0.00e+00 5.36e+10 1.07e+11 atoms C/cm2/s

v11-01k-Run0

PRPE biogenic emissions for Jan



180° 120°W 60°W 0° 60°E 120°E 180°

0.00e+00 5.36e+10 1.07e+11 atoms C/cm2/s