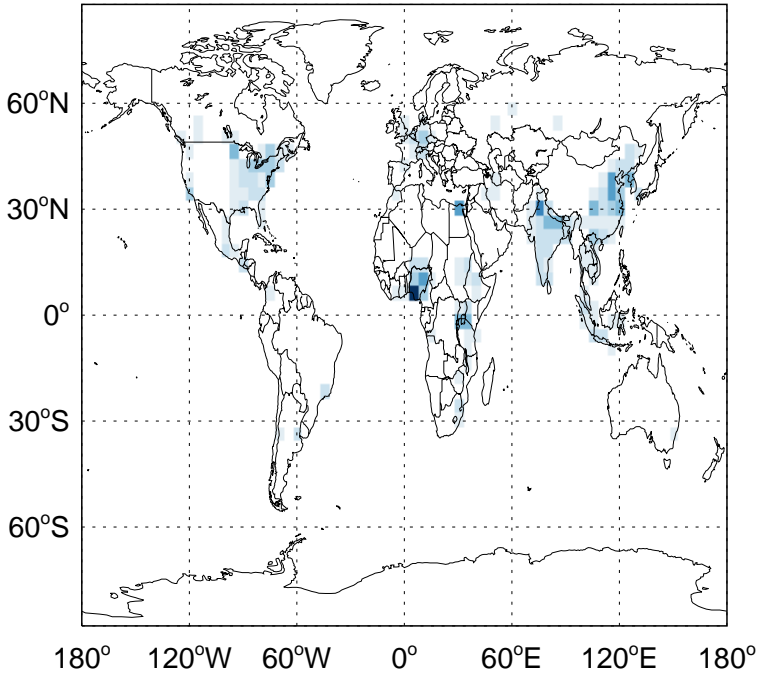


# GEOS-Chem Absolute Emission Differences

## v11-02a - v11-01k-Run0

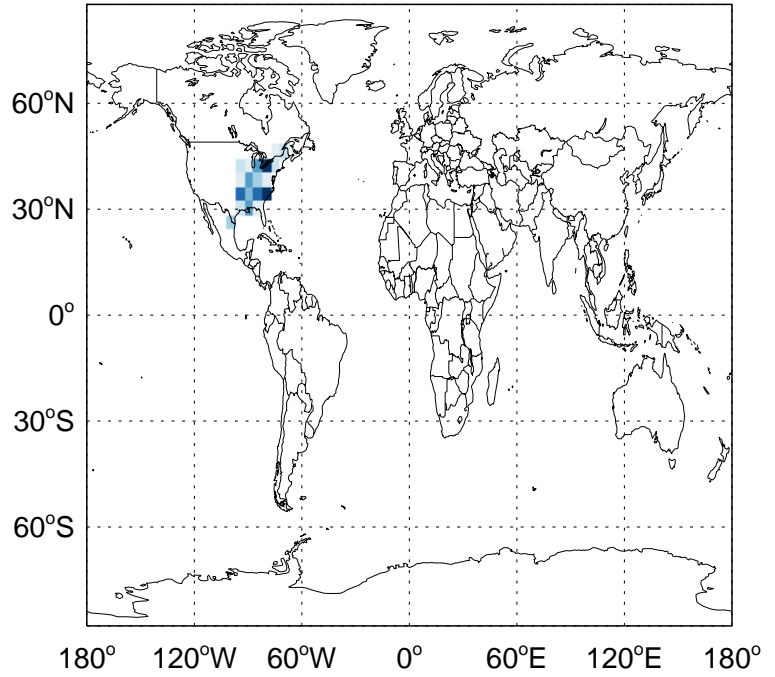
### ALD2 column anth+biof emissions for Oct



-6.71e+11 0.00e+00 6.71e+11 atoms/cm<sup>2</sup>

## v11-02a - v11-01-public-Run0

### ALD2 column anth+biof emissions for Oct



-2.75e+07 0.00e+00 2.75e+07 atoms/cm<sup>2</sup>

## v11-02a - v11-01k-Run0

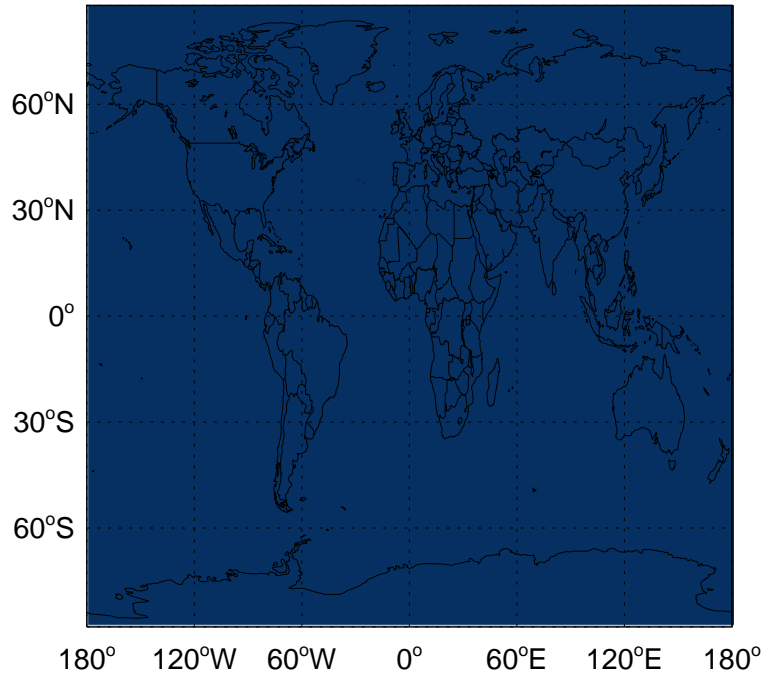
### ALD2 biomass emissions for Oct



0.00e+00

## v11-02a - v11-01-public-Run0

### ALD2 biomass emissions for Oct



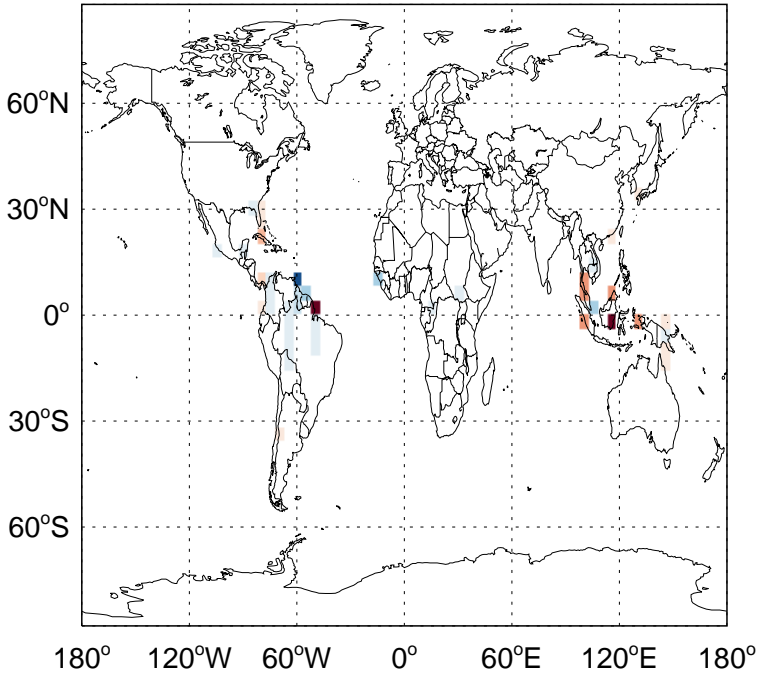
0.00e+00 atoms/cm<sup>2</sup>

atoms/cm<sup>2</sup>

# GEOS-Chem Absolute Emission Differences

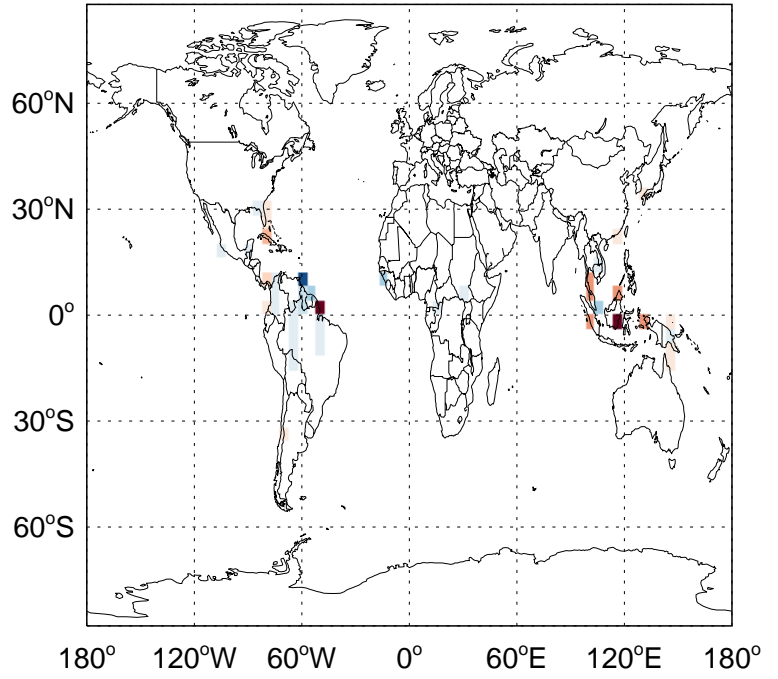
v11-02a - v11-01k-Run0

ALD2 biogenic emissions for Oct



v11-02a - v11-01-public-Run0

ALD2 biogenic emissions for Oct



-4.21e+08

0.00e+00

4.21e+08atoms/cm2/s

-4.21e+08

0.00e+00

4.21e+08atoms/cm2/s