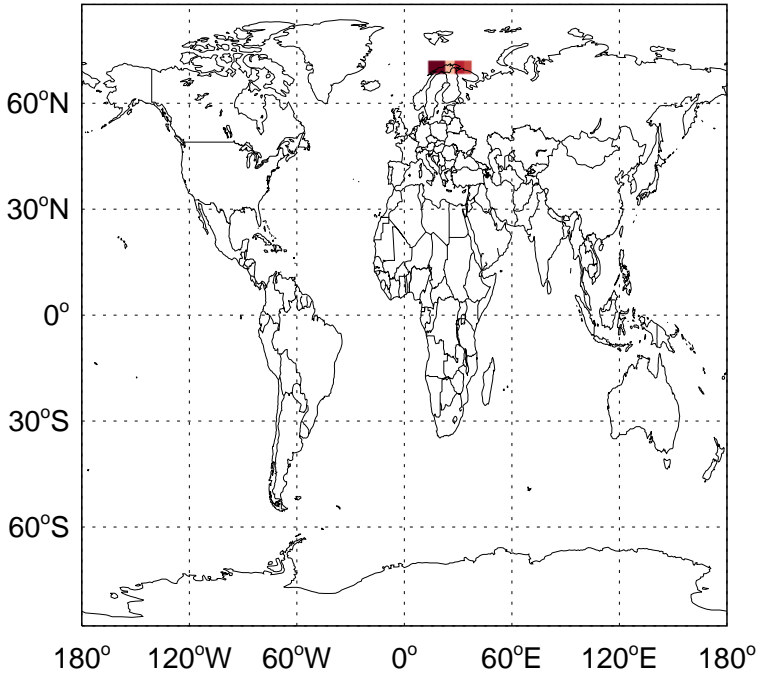


GEOS-Chem Absolute Emission Differences

v11-02d - v11-02a

NH3 column anthro emissions for Jul



-2.92e+04 0.00e+00 2.92e+04kg

v11-02d - v11-02c

NH3 column anthro emissions for Jul



0.00e+00 kg

v11-02d - v11-02a

NH3 biofuel emissions for Jul



0.00e+00

v11-02d - v11-02c

NH3 biofuel emissions for Jul

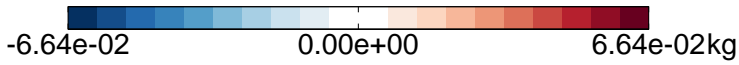
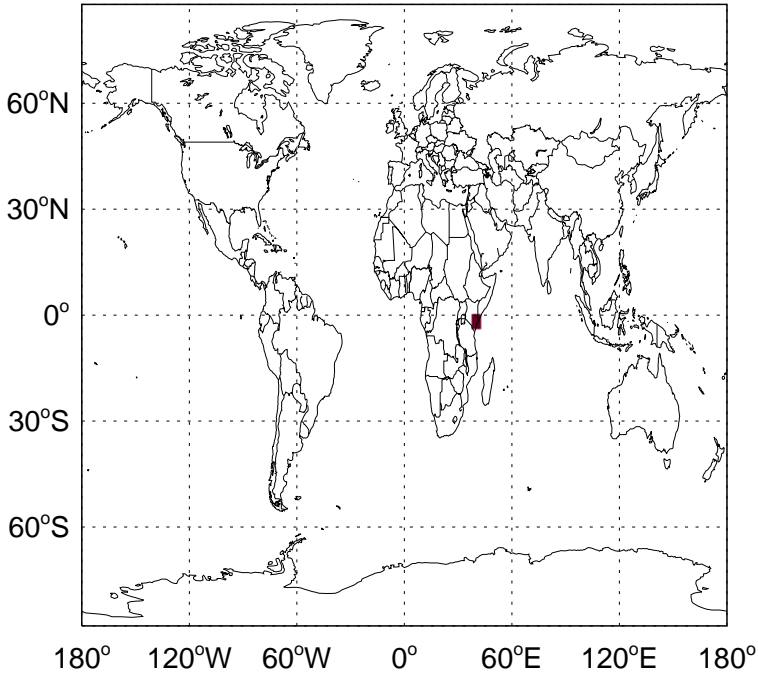


kg 0.00e+00 kg

GEOS-Chem Absolute Emission Differences

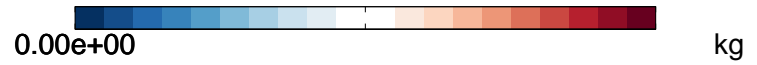
v11-02d - v11-02a

NH3 biomass emissions for Jul




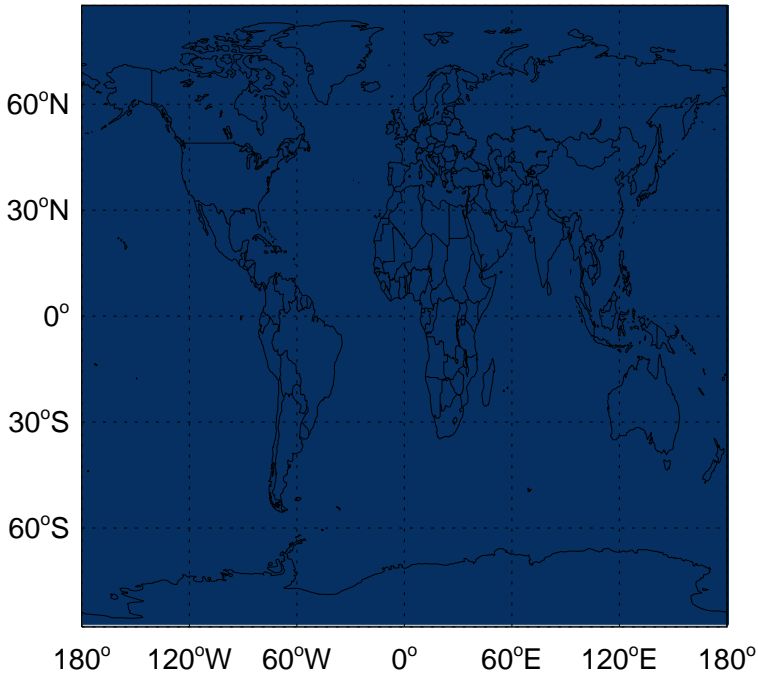
v11-02d - v11-02c

NH3 biomass emissions for Jul



v11-02d - v11-02a

NH3 natural src emissions for Jul



v11-02d - v11-02c

NH3 natural src emissions for Jul

