

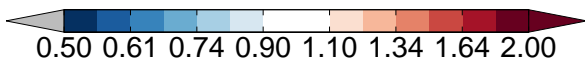
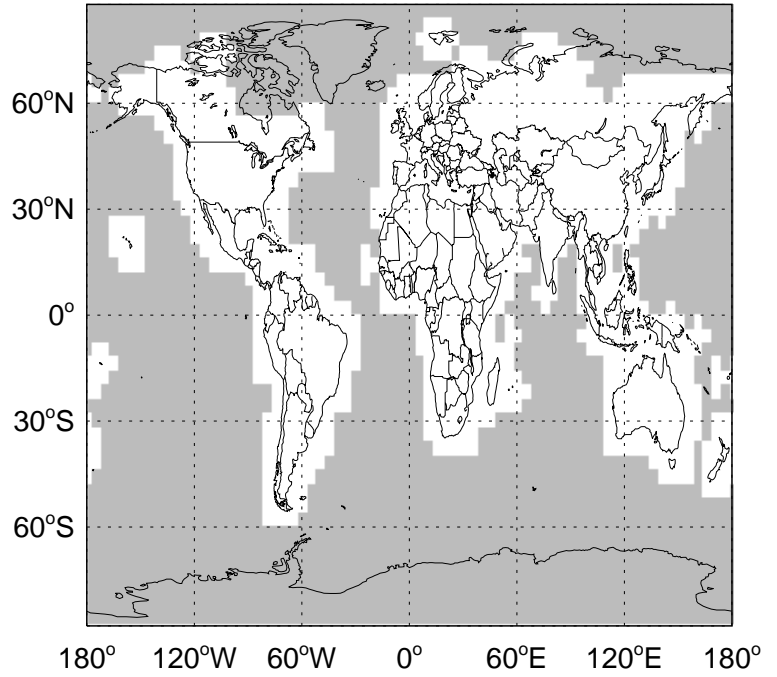
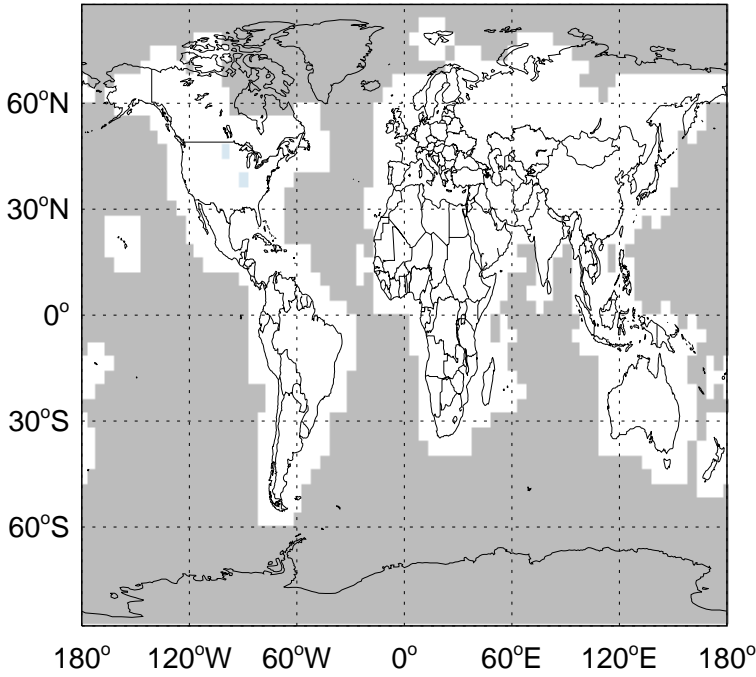
# GEOS-Chem Emission Ratio Maps

v11-02d / v11-02a

v11-02d / v11-02c

Ratio: C<sub>2</sub>H<sub>6</sub> column anth+biof emissions for Jul

Ratio: C<sub>2</sub>H<sub>6</sub> column anth+biof emissions for Jul



v11-02d / v11-02a

v11-02d / v11-02c

Ratio: CH<sub>2</sub>O biomass emissions for Jul

Ratio: CH<sub>2</sub>O biomass emissions for Jul

