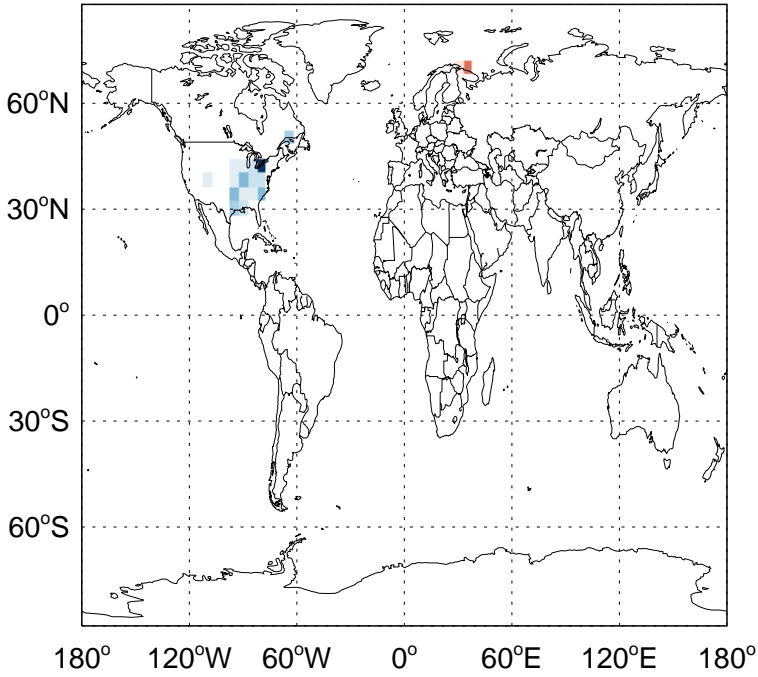


GEOS-Chem Absolute Emission Differences

v11-02d - v11-02a

CO column anth+biof emissions for Jan



-6.62e+10 0.00e+00 6.62e+10 moles

v11-02d - v11-02c

CO column anth+biof emissions for Jan



0.00e+00 6.62e+10 moles

v11-02d - v11-02a

CO biomass emissions for Jan



0.00e+00 6.62e+10 moles

v11-02d - v11-02c

CO biomass emissions for Jan



0.00e+00 6.62e+10 moles

GEOS-Chem Absolute Emission Differences

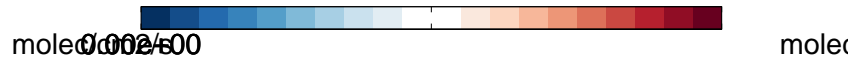
v11-02d - v11-02a

CO from MONOT emissions for Jan



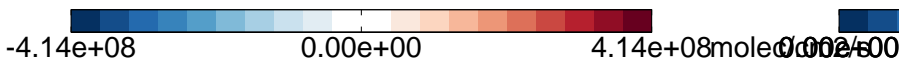
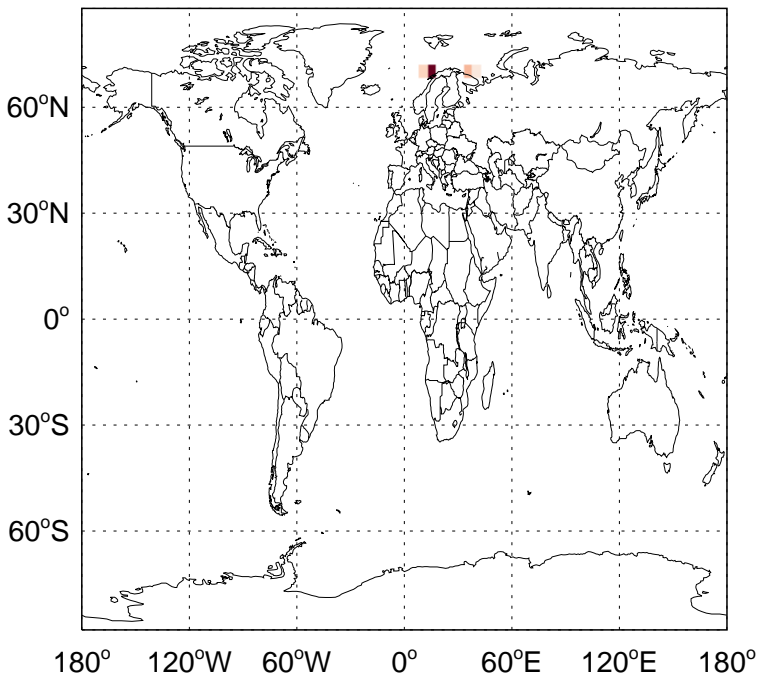
v11-02d - v11-02c

CO from MONOT emissions for Jan



v11-02d - v11-02a

CO ship emissions for Jan



v11-02d - v11-02c

CO ship emissions for Jan

