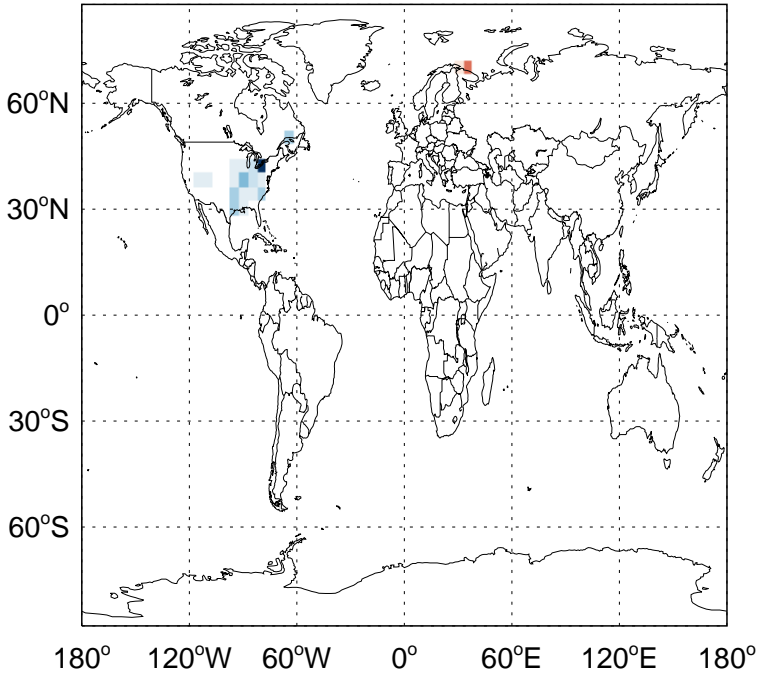


# GEOS-Chem Absolute Emission Differences

v11-02d - v11-02a

CO column anth+biof emissions for Oct



-6.30e+10 0.00e+00 6.30e+10 moles

v11-02d - v11-02c

CO column anth+biof emissions for Oct



0.00e+00 0.00e+00 moles

v11-02d - v11-02a

CO biomass emissions for Oct



0.00e+00 0.00e+00 moles

v11-02d - v11-02c

CO biomass emissions for Oct



0.00e+00 0.00e+00 moles

# GEOS-Chem Absolute Emission Differences

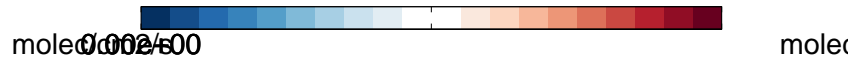
v11-02d - v11-02a

CO from MONOT emissions for Oct



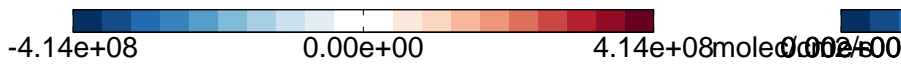
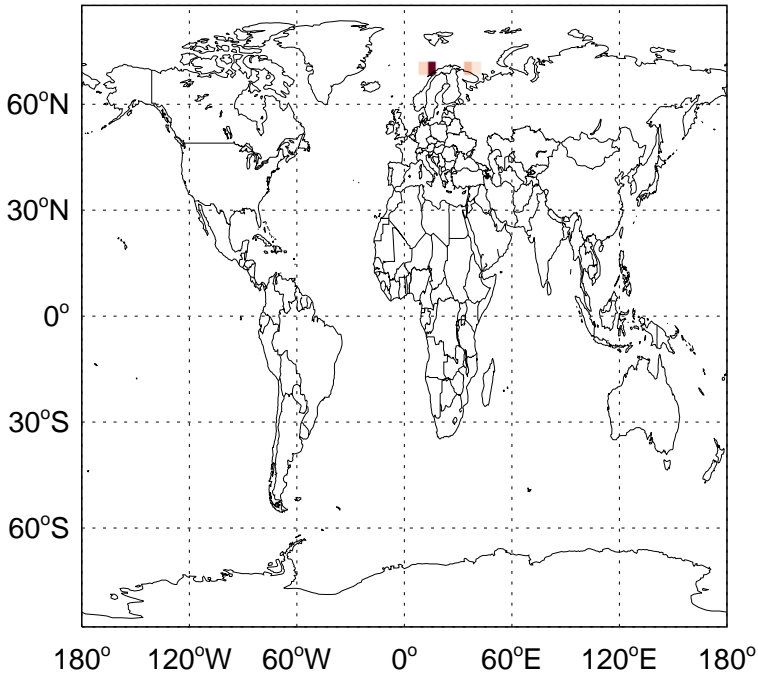
v11-02d - v11-02c

CO from MONOT emissions for Oct



v11-02d - v11-02a

CO ship emissions for Oct



v11-02d - v11-02c

CO ship emissions for Oct

