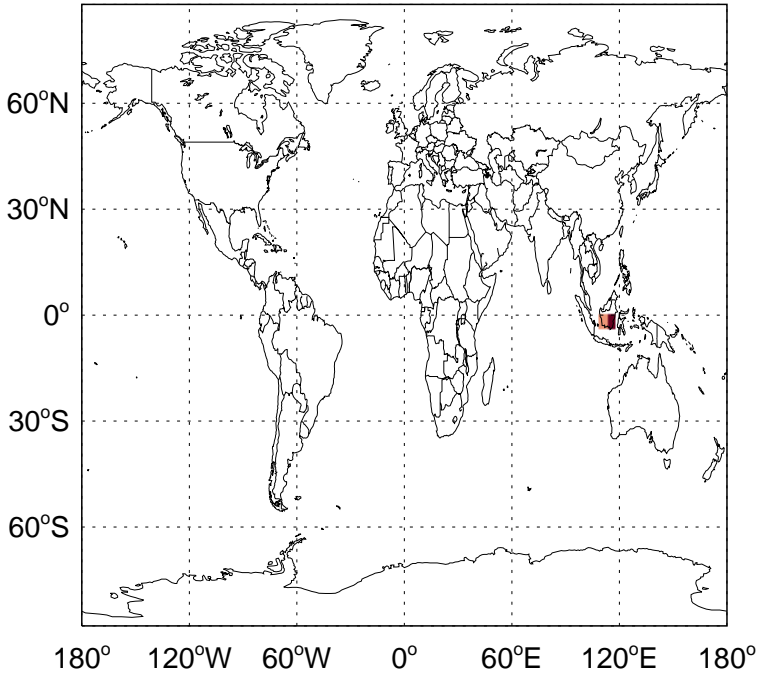


GEOS-Chem Absolute Emission Differences

v11-02d - v11-02a

ALD2 column anth+biof emissions for Apr



-1.28e+02 0.00e+00 1.28e+02 atoms/cm²

v11-02d - v11-02c

ALD2 column anth+biof emissions for Apr



-1.28e+02 0.00e+00 1.28e+02 atoms/cm²

v11-02d - v11-02a

ALD2 biomass emissions for Apr



0.00e+00 1.28e+02 atoms/cm²

v11-02d - v11-02c

ALD2 biomass emissions for Apr


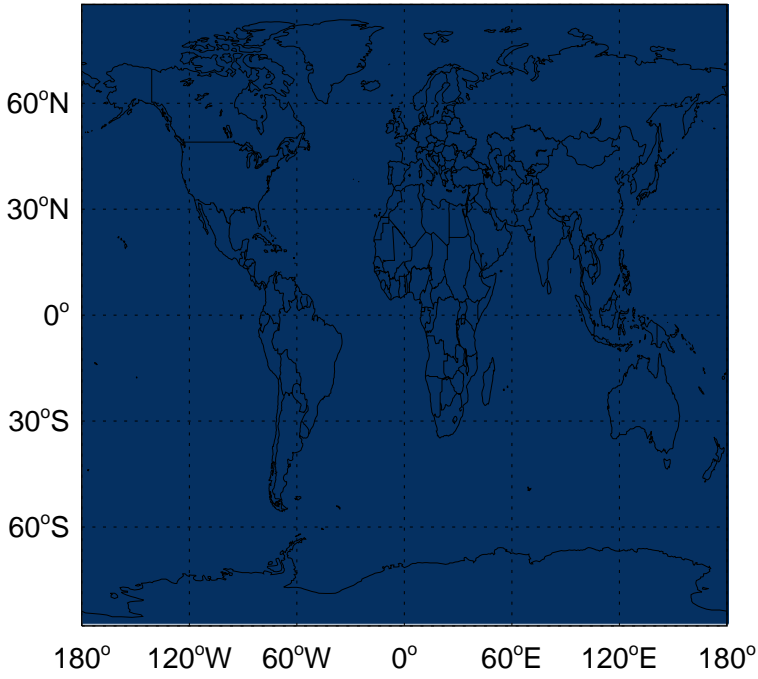


-1.28e+02 0.00e+00 1.28e+02 atoms/cm²

GEOS-Chem Absolute Emission Differences

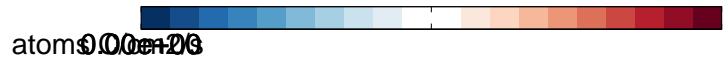
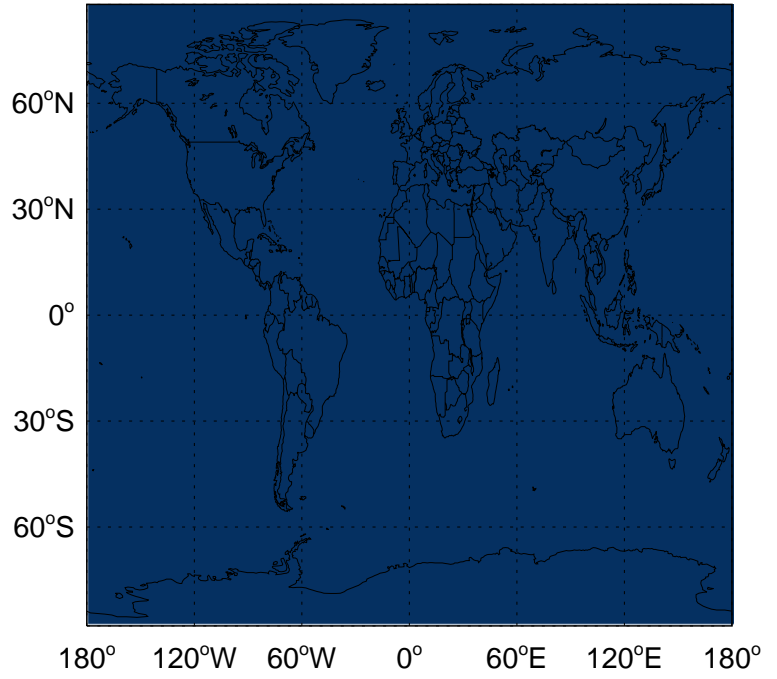
v11-02d - v11-02a

ALD2 biogenic emissions for Apr



v11-02d - v11-02c

ALD2 biogenic emissions for Apr



atoms