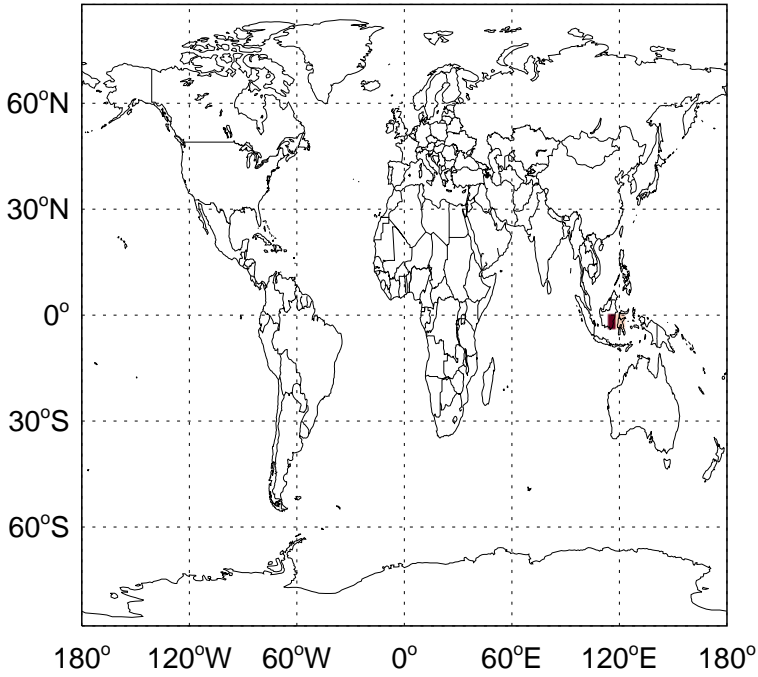


# GEOS-Chem Absolute Emission Differences

v11-02d - v11-02a

ALD2 column anth+biof emissions for Jan



-6.40e+03 0.00e+00 6.40e+03 atoms/100m2

v11-02d - v11-02c

ALD2 column anth+biof emissions for Jan



-6.40e+03 0.00e+00 6.40e+03 atoms/100m2

v11-02d - v11-02a

ALD2 biomass emissions for Jan



0.00e+00 6.40e+03 atoms/100m2

v11-02d - v11-02c

ALD2 biomass emissions for Jan


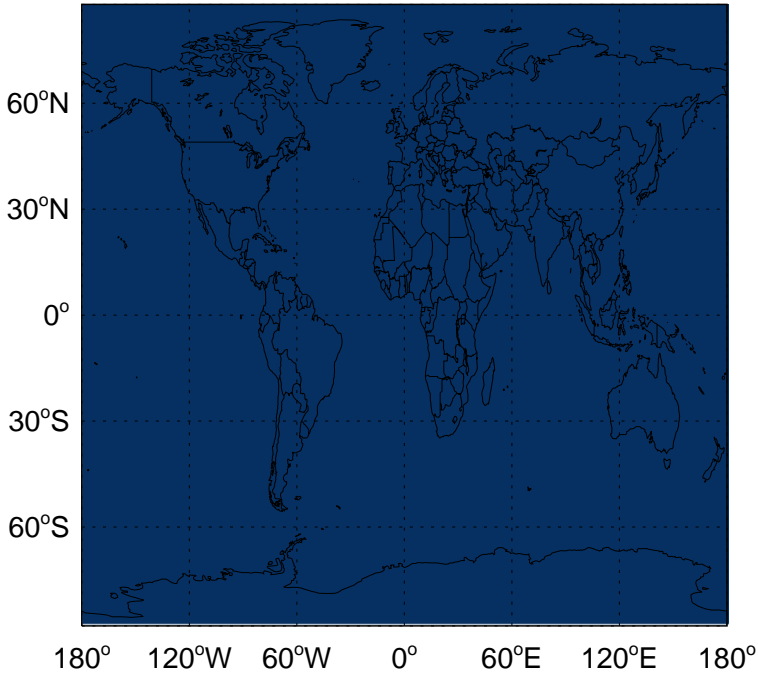


-6.40e+03 0.00e+00 6.40e+03 atoms/100m2

# GEOS-Chem Absolute Emission Differences

v11-02d - v11-02a

ALD2 biogenic emissions for Jan



v11-02d - v11-02c

ALD2 biogenic emissions for Jan

