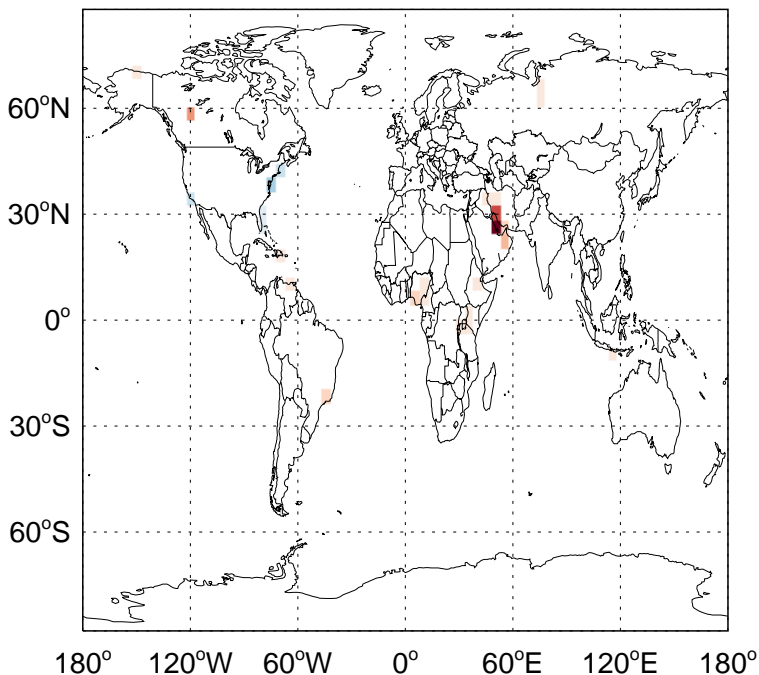


# GEOS-Chem Absolute Emission Differences

## GC\_12.0.0 - v11-02e-Run1

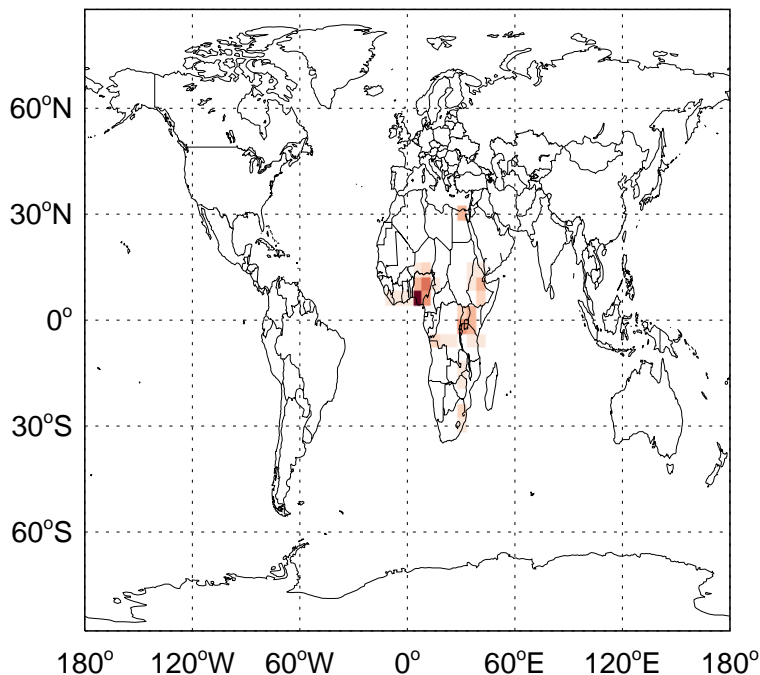
### ALK4 column anth+biof emissions for Jul



-8.40e+11 0.00e+00 8.40e+11 atoms cm<sup>-2</sup>/s

## GC\_12.0.0 - v11-02f-Run1

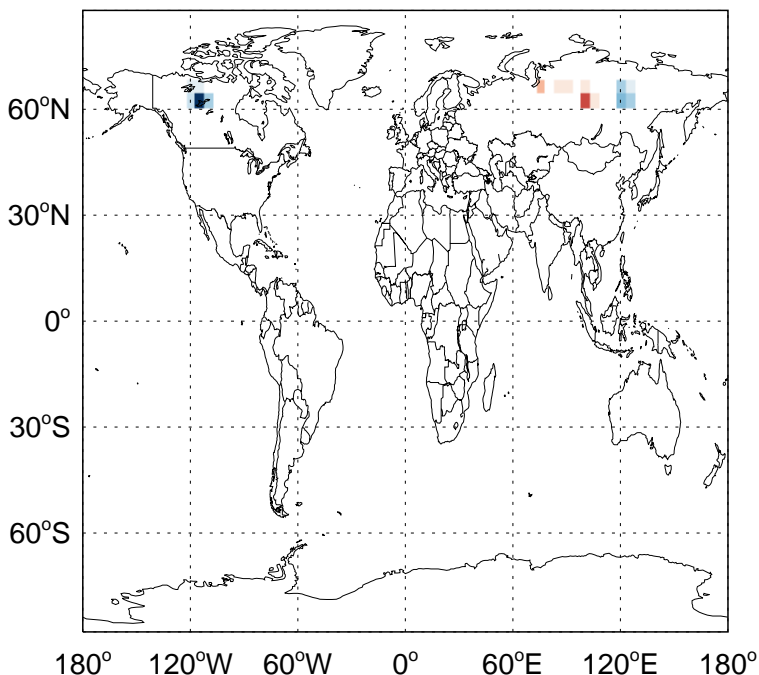
### ALK4 column anth+biof emissions for Jul



-3.84e+10 0.00e+00 3.84e+10 atoms cm<sup>-2</sup>/s

## GC\_12.0.0 - v11-02e-Run1

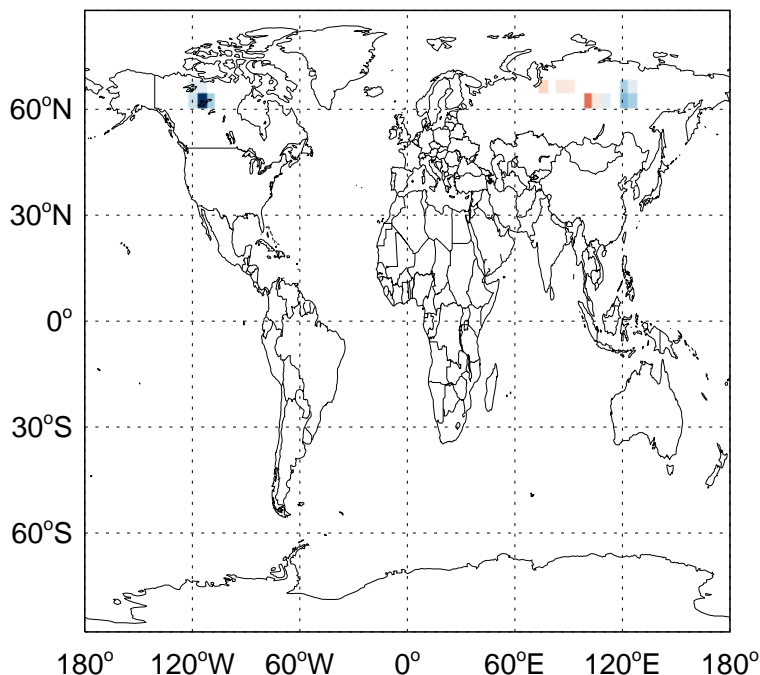
### ALK4 biomass emissions for Jul



-2.57e+11 0.00e+00 2.57e+11 atoms cm<sup>-2</sup>/s

## GC\_12.0.0 - v11-02f-Run1

### ALK4 biomass emissions for Jul



-2.88e+11 0.00e+00 2.88e+11 atoms cm<sup>-2</sup>/s