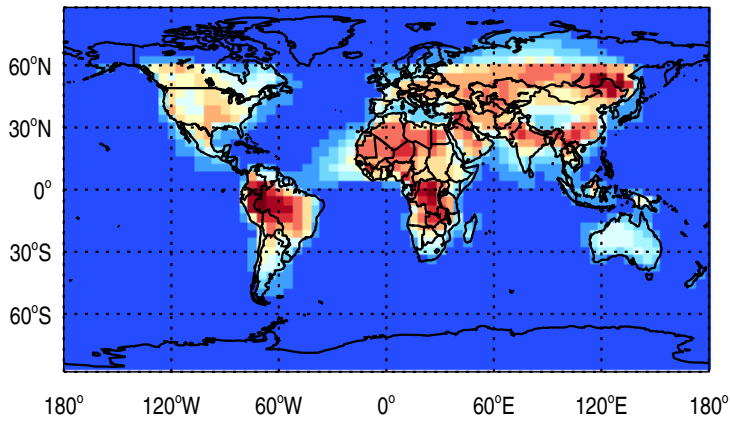


GEOS-Chem v11-01f-geosp-RnPbBe-VDIFF Tracer Maps at Surface and 500 hPa

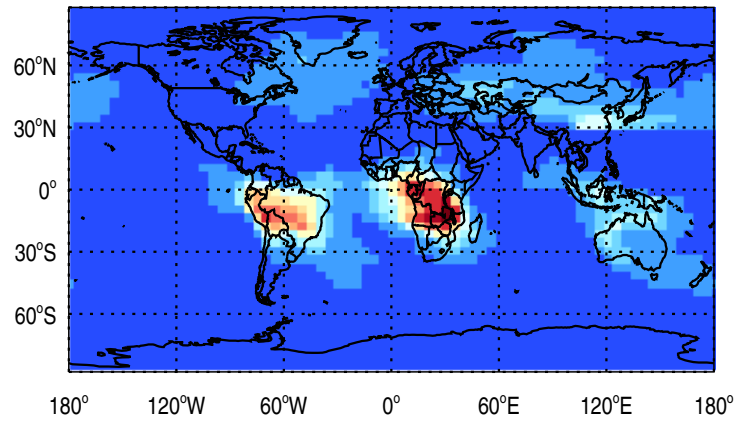
trac\_avg.v11-01f-geosp-RnPbBe-VDIFF.Jan

Tracer Map @ Surface - Rn



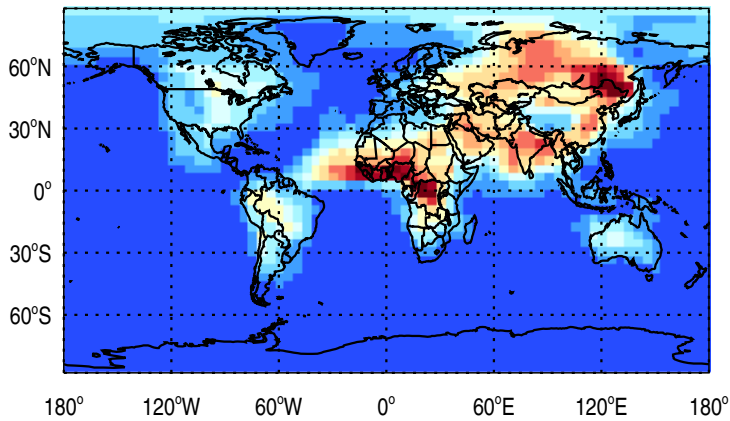
9.8324 2715.6138 5421.3950 8127.1763 mBq/SCM

Tracer Map @ 500 hPa - Rn



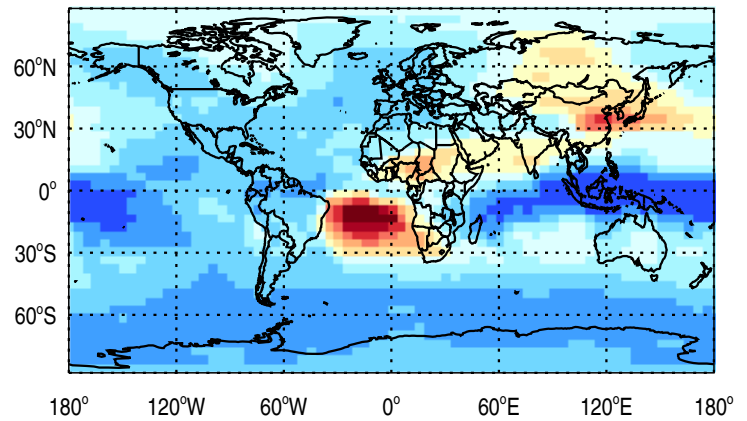
6.8644 446.5619 886.2595 1325.9570 mBq/SCM

Tracer Map @ Surface - Pb



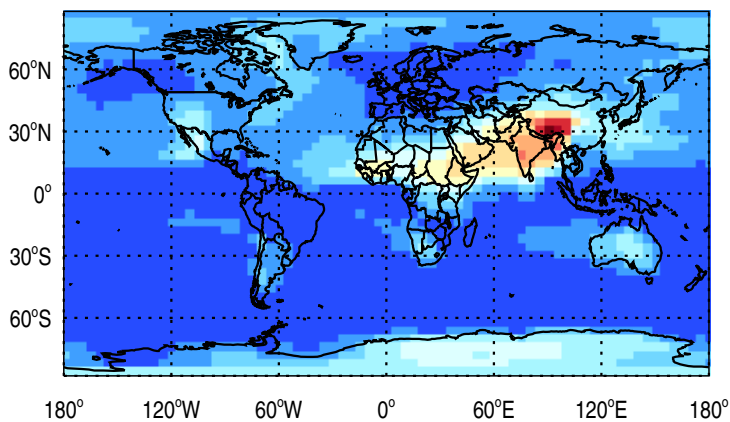
0.0077 0.6066 1.2056 1.8045 mBq/SCM

Tracer Map @ 500 hPa - Pb



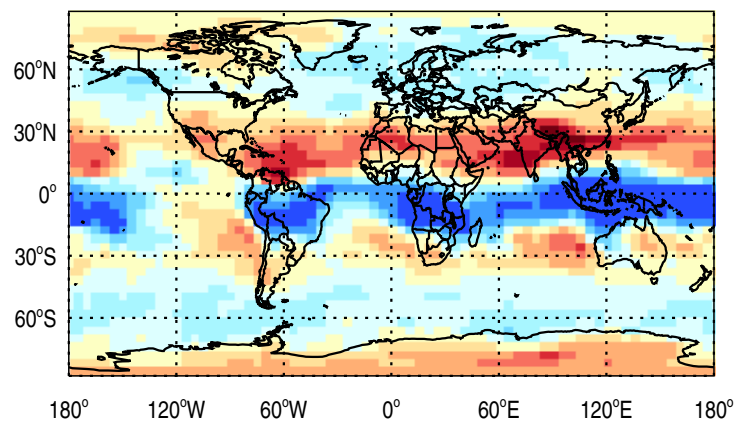
0.0051 0.1319 0.2587 0.3855 mBq/SCM

Tracer Map @ Surface - Be7



0.0946 5.5657 11.0369 16.5081 mBq/SCM

Tracer Map @ 500 hPa - Be7



0.2485 9.7072 19.1659 28.6246 mBq/SCM