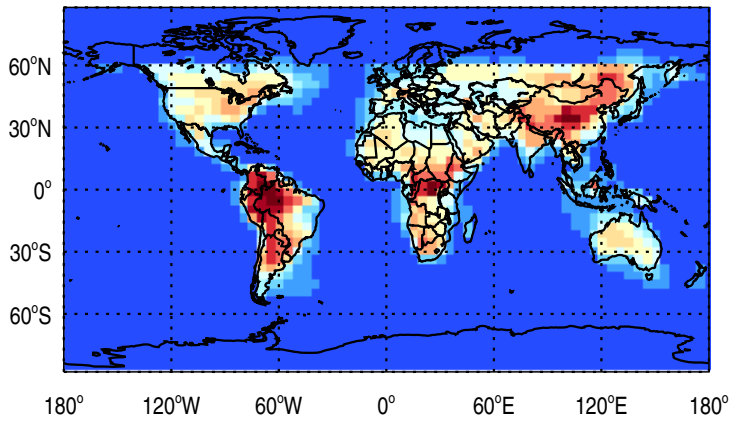


GEOS-Chem v11-01f-geosfp-RnPbBe-VDIFF Tracer Maps at Surface and 500 hPa

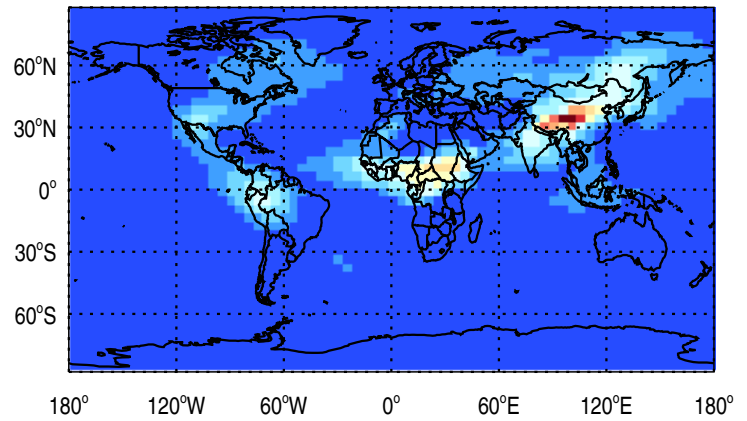
trac_avg.v11-01f-geosfp-RnPbBe-VDIFF.Jul

Tracer Map @ Surface - Rn



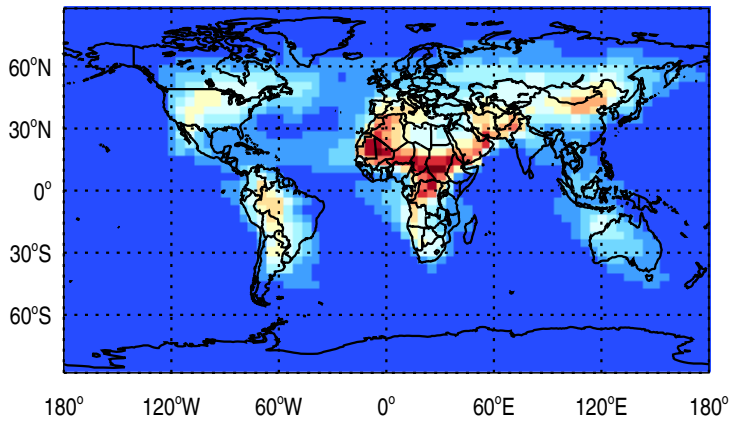
19.6864 2608.2544 5196.8223 7785.3901 mBq/SCM

Tracer Map @ 500 hPa - Rn



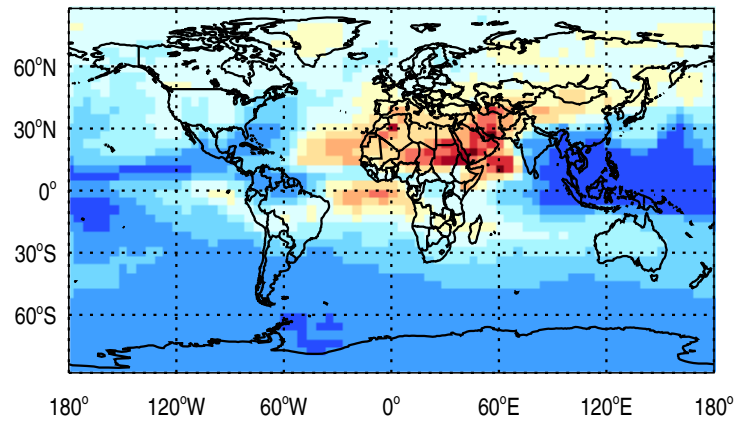
12.0406 897.8574 1783.6743 2669.4910 mBq/SCM

Tracer Map @ Surface - Pb



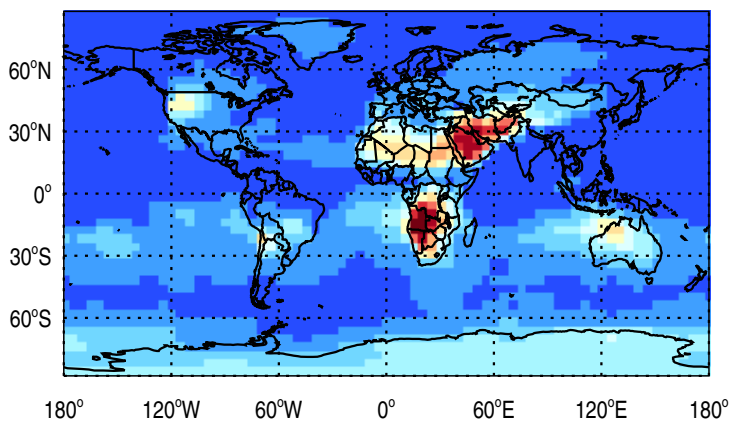
0.0079 0.6283 1.2487 1.8691 mBq/SCM

Tracer Map @ 500 hPa - Pb



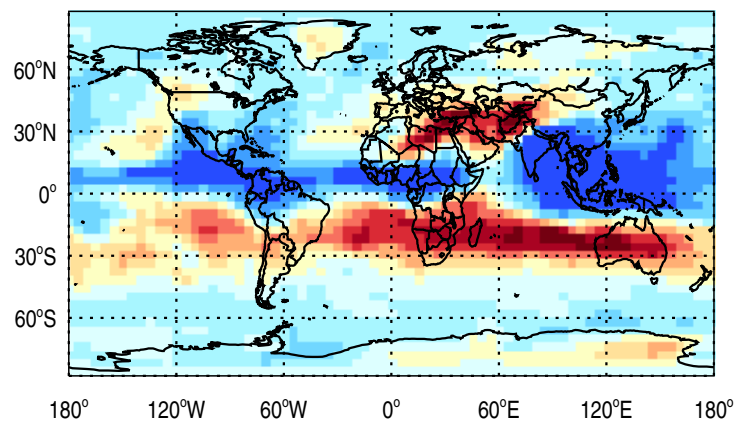
0.0051 0.1631 0.3211 0.4791 mBq/SCM

Tracer Map @ Surface - Be7



0.1127 4.3189 8.5251 12.7312 mBq/SCM

Tracer Map @ 500 hPa - Be7



0.1534 9.1717 18.1899 27.2082 mBq/SCM