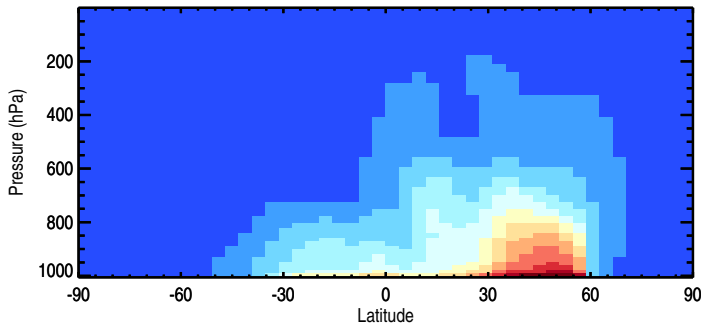


GEOS-Chem v11-01f-geosfp-RnPbBe-VDIFF Zonal mean and curtain at 180E

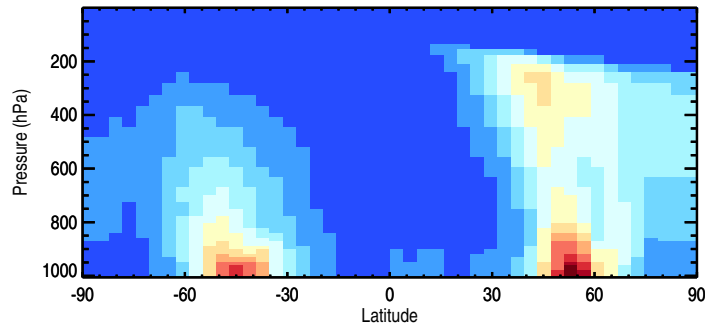
trac_avg.v11-01f-geosfp-RnPbBe-VDIFF.Jul

Tracer Curtain Zonal mean - Rn



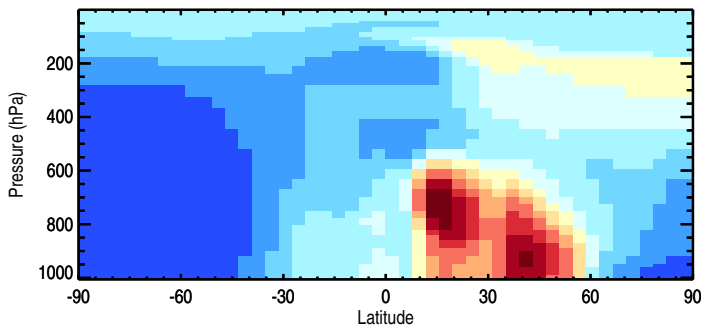
0.0000 849.1586 1698.3171 2547.4756 mBq/SCM

Tracer Curtain @ -180.000 - Rn



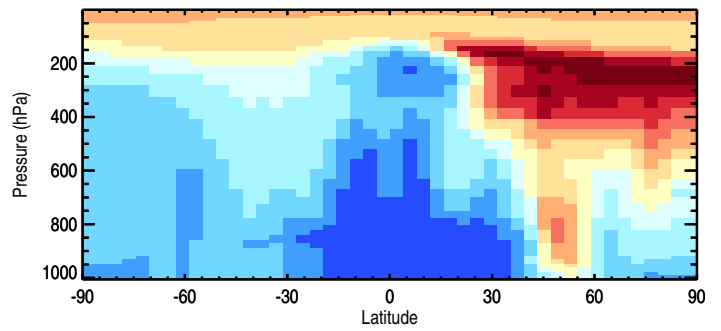
0.0000 175.1621 350.3242 525.4862 mBq/SCM

Tracer Curtain Zonal mean - Pb



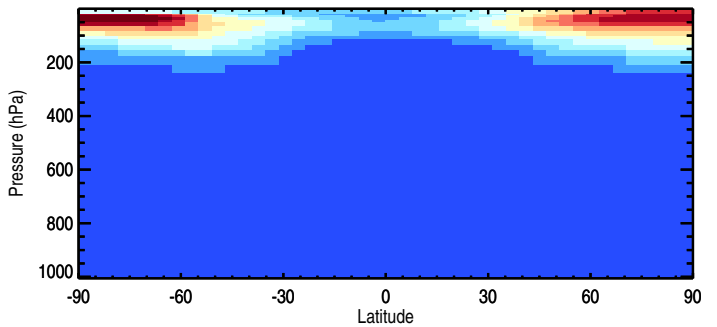
0.0358 0.2059 0.3759 0.5460 mBq/SCM

Tracer Curtain @ -180.000 - Pb



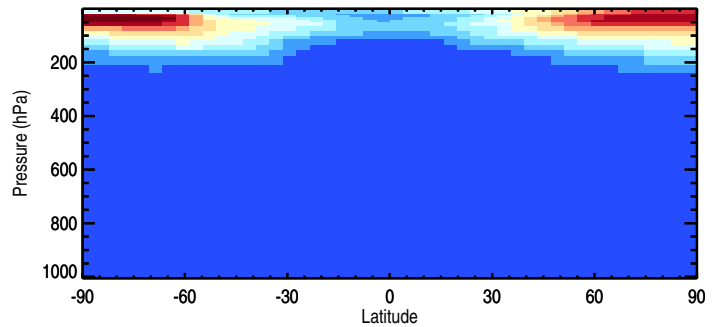
0.0046 0.1035 0.2023 0.3011 mBq/SCM

Tracer Curtain Zonal mean - Be7



0.4008 361.7858 723.1707 1084.5555 mBq/SCM

Tracer Curtain @ -180.000 - Be7



0.1291 361.8542 723.5794 1085.3046 mBq/SCM