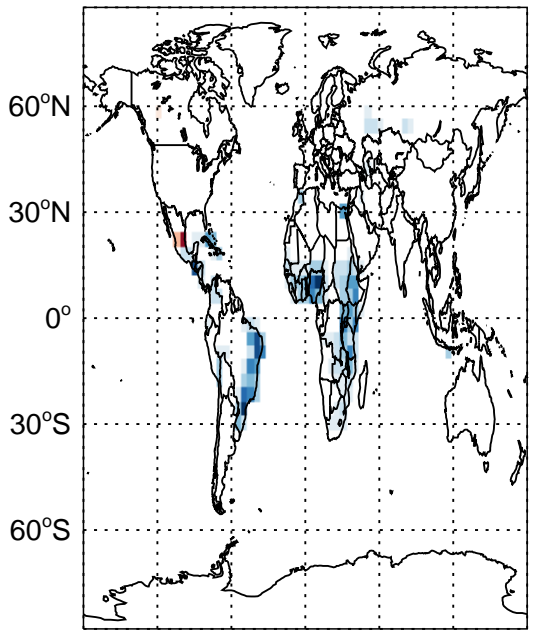


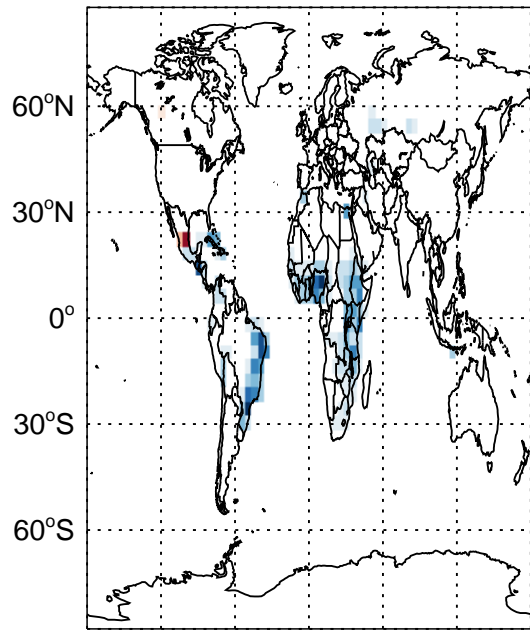
GEOS-Chem Absolute Emission Differences

v11-01k-Run0 - v11-01f-geosfp-Run0 v11-01k-Run0 - v11-01g-Run0

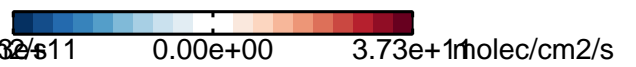
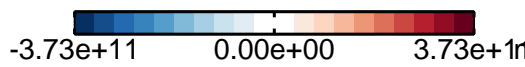
CO anthro+biofuel emissions for Oct CO anthro+biofuel emissions for Oct



180° 120°W 60°W 0° 60°E 120°E 180°

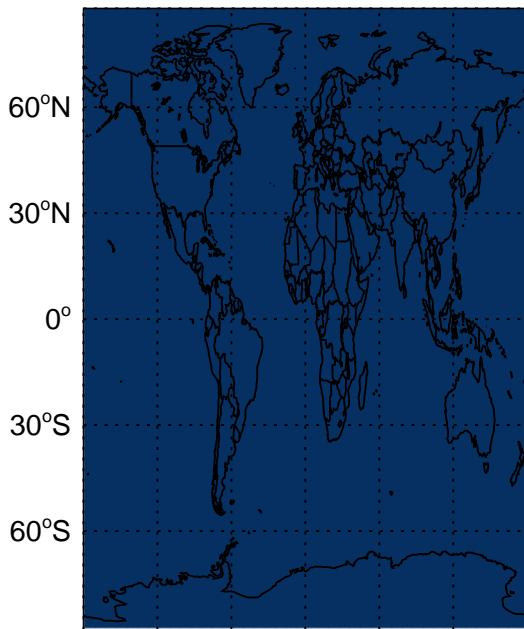


180° 120°W 60°W 0° 60°E 120°E 180°



v11-01k-Run0 - v11-01f-geosfp-Run0

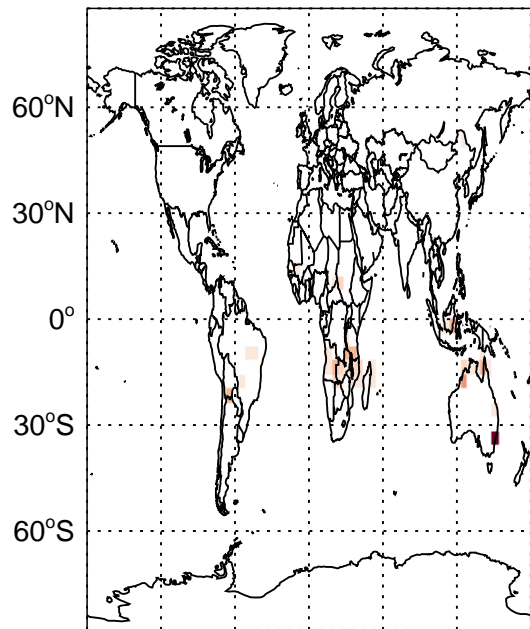
CO biomass emissions for Oct



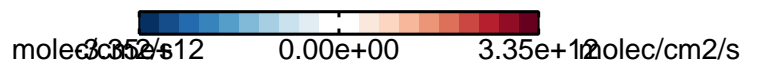
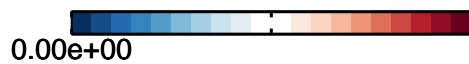
180° 120°W 60°W 0° 60°E 120°E 180°

v11-01k-Run0 - v11-01g-Run0

CO biomass emissions for Oct



180° 120°W 60°W 0° 60°E 120°E 180°



GEOS-Chem Absolute Emission Differences

v11-01k-Run0 - v11-01f-geosfp-Run0 v11-01k-Run0 - v11-01g-Run0

CO from MONOT emissions for Oct CO from MONOT emissions for Oct

