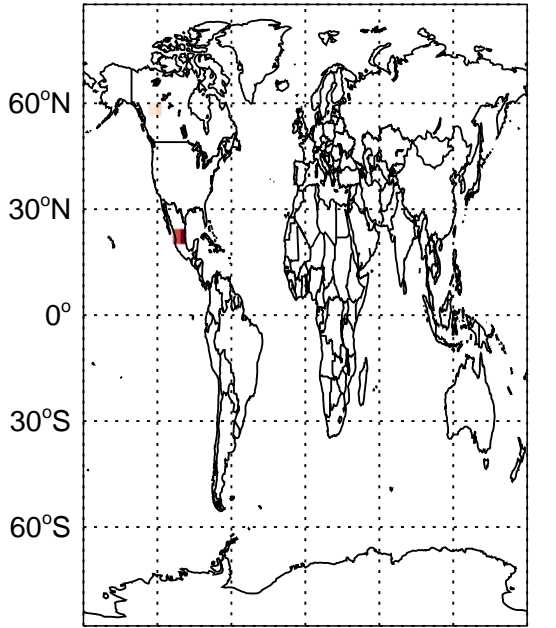


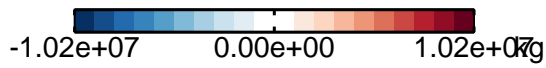
GEOS-Chem Absolute Emission Differences

v11-01k-Run0 - v11-01f-geosfp-Run0

NH3 anthro emissions for Oct

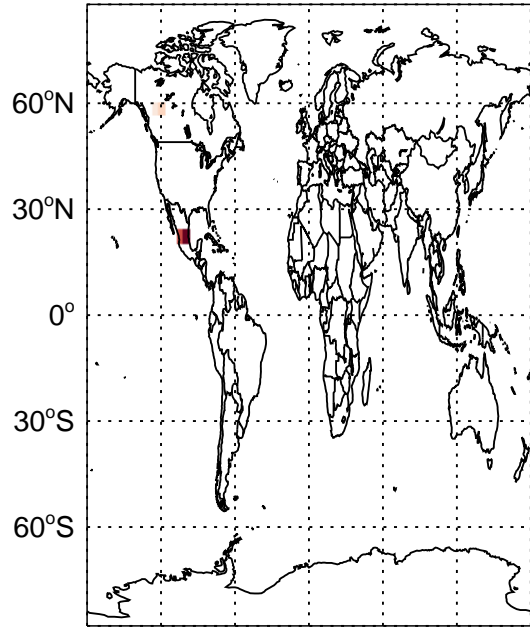


180° 120°W 60°W 0° 60°E 120°E 180°

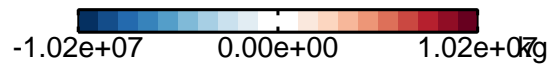


v11-01k-Run0 - v11-01g-Run0

NH3 anthro emissions for Oct

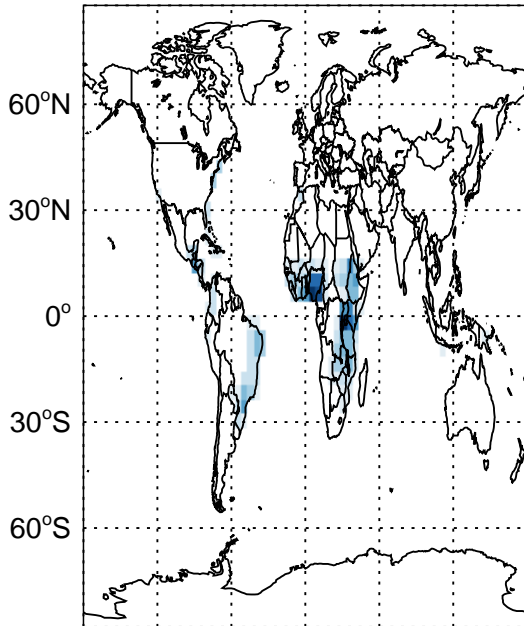


180° 120°W 60°W 0° 60°E 120°E 180°

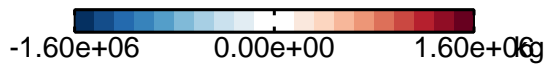


v11-01k-Run0 - v11-01f-geosfp-Run0

NH3 biofuel emissions for Oct

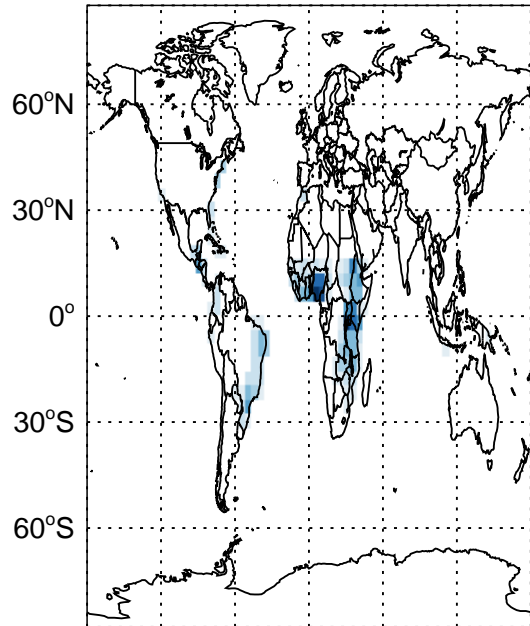


180° 120°W 60°W 0° 60°E 120°E 180°

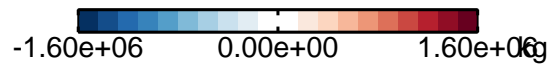


v11-01k-Run0 - v11-01g-Run0

NH3 biofuel emissions for Oct



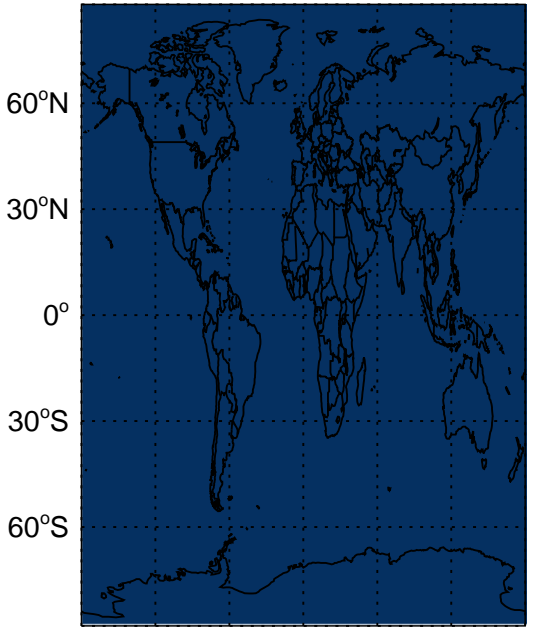
180° 120°W 60°W 0° 60°E 120°E 180°



GEOS-Chem Absolute Emission Differences

v11-01k-Run0 - v11-01f-geosfp-Run0

NH3 biomass emissions for Oct

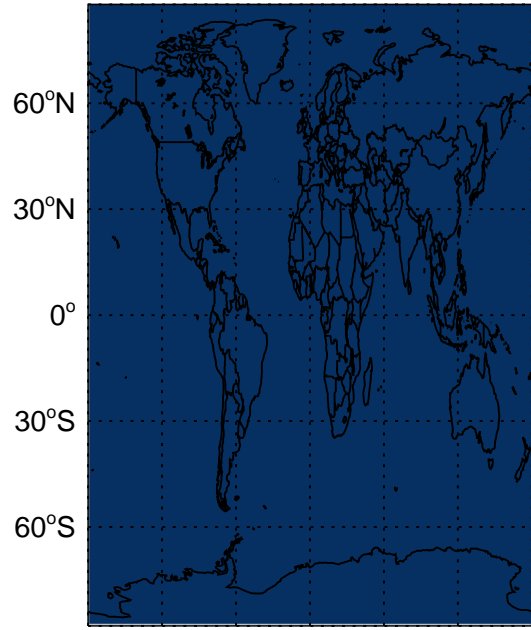


180° 120°W 60°W 0° 60°E 120°E 180°

0.00e+00 kg

v11-01k-Run0 - v11-01g-Run0

NH3 biomass emissions for Oct

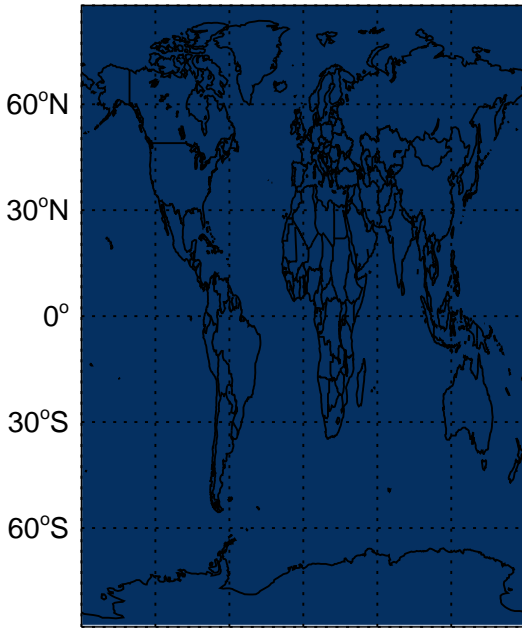


180° 120°W 60°W 0° 60°E 120°E 180°

0.00e+00 kg

v11-01k-Run0 - v11-01f-geosfp-Run0

NH3 natural src emissions for Oct

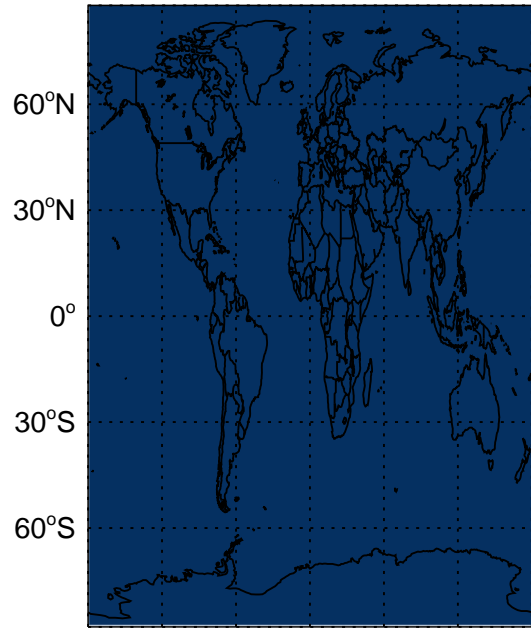


180° 120°W 60°W 0° 60°E 120°E 180°

0.00e+00 kg

v11-01k-Run0 - v11-01g-Run0

NH3 natural src emissions for Oct



180° 120°W 60°W 0° 60°E 120°E 180°

0.00e+00 kg