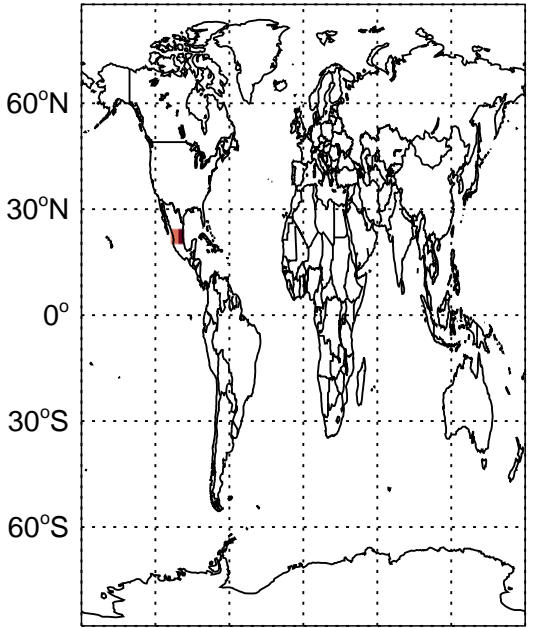


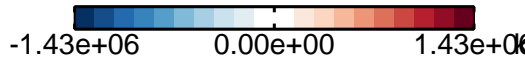
GEOS-Chem Absolute Emission Differences

v11-01k-Run0 - v11-01f-geosfp-Run0

OC anthro emissions for Jul

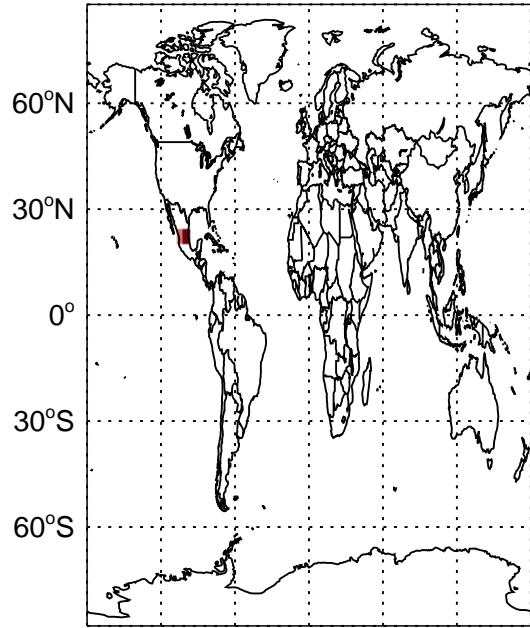


180° 120°W 60°W 0° 60°E 120°E 180°

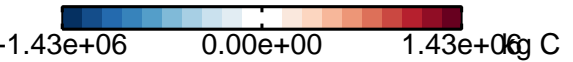


v11-01k-Run0 - v11-01g-Run0

OC anthro emissions for Jul

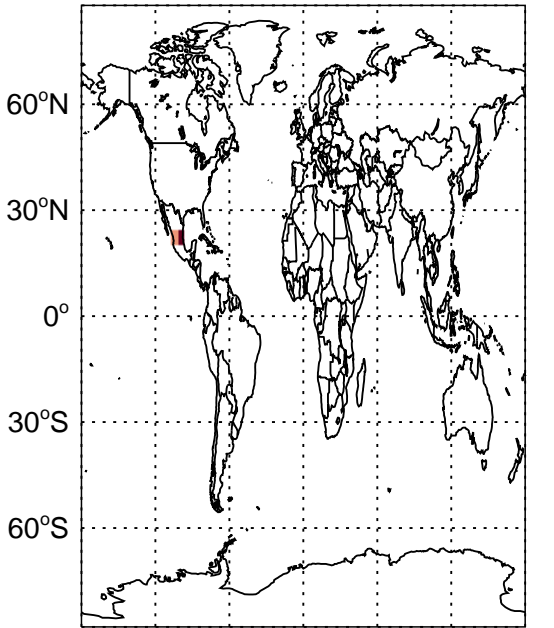


180° 120°W 60°W 0° 60°E 120°E 180°

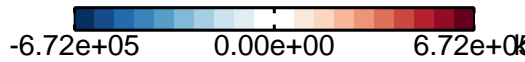


v11-01k-Run0 - v11-01f-geosfp-Run0

OC biofuel emissions for Jul

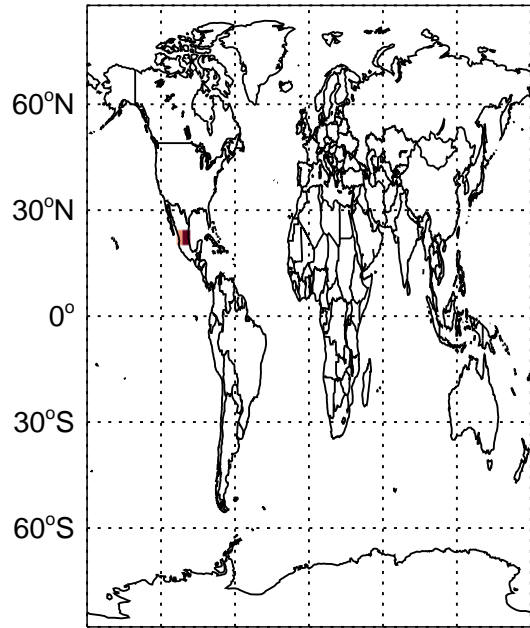


180° 120°W 60°W 0° 60°E 120°E 180°

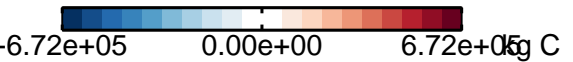


v11-01k-Run0 - v11-01g-Run0

OC biofuel emissions for Jul



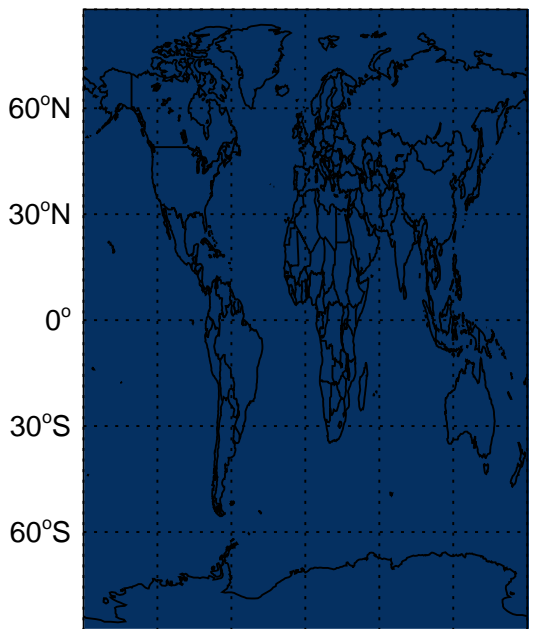
180° 120°W 60°W 0° 60°E 120°E 180°



GEOS-Chem Absolute Emission Differences

v11-01k-Run0 - v11-01f-geosfp-Run0

OC biomass emissions for Jul

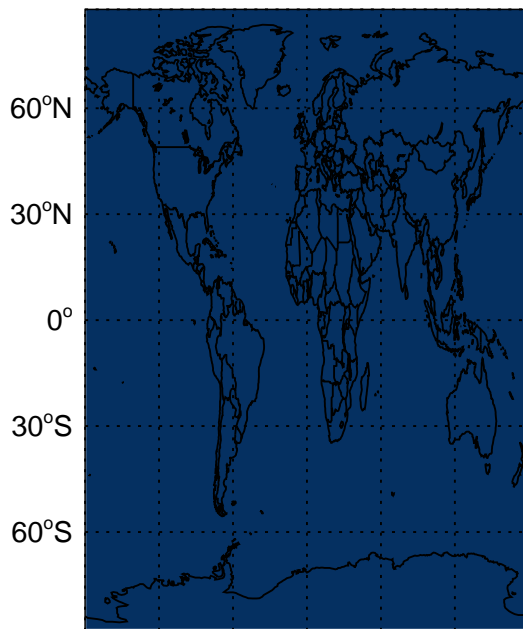


180° 120°W 60°W 0° 60°E 120°E 180°



v11-01k-Run0 - v11-01g-Run0

OC biomass emissions for Jul

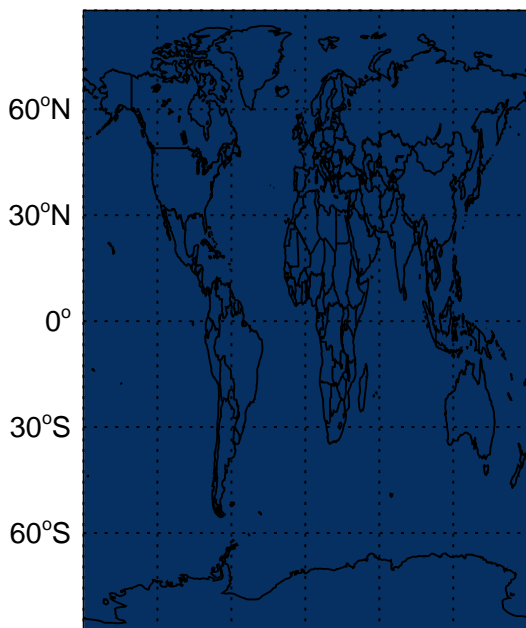


180° 120°W 60°W 0° 60°E 120°E 180°



v11-01k-Run0 - v11-01f-geosfp-Run0

OC biogenic emissions for Jul

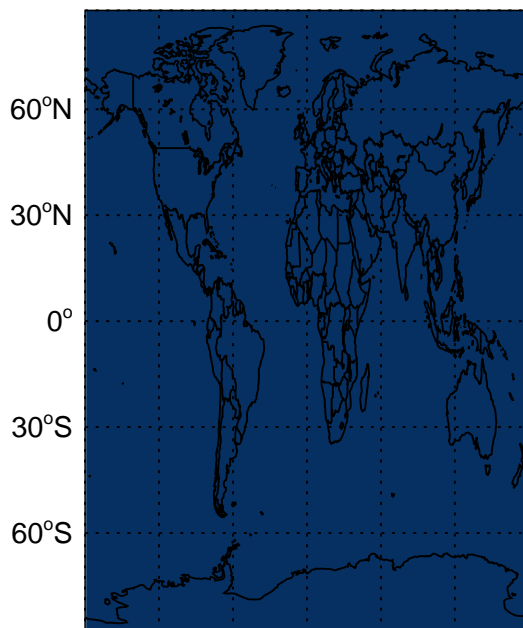


180° 120°W 60°W 0° 60°E 120°E 180°



v11-01k-Run0 - v11-01g-Run0

OC biogenic emissions for Jul



180° 120°W 60°W 0° 60°E 120°E 180°

