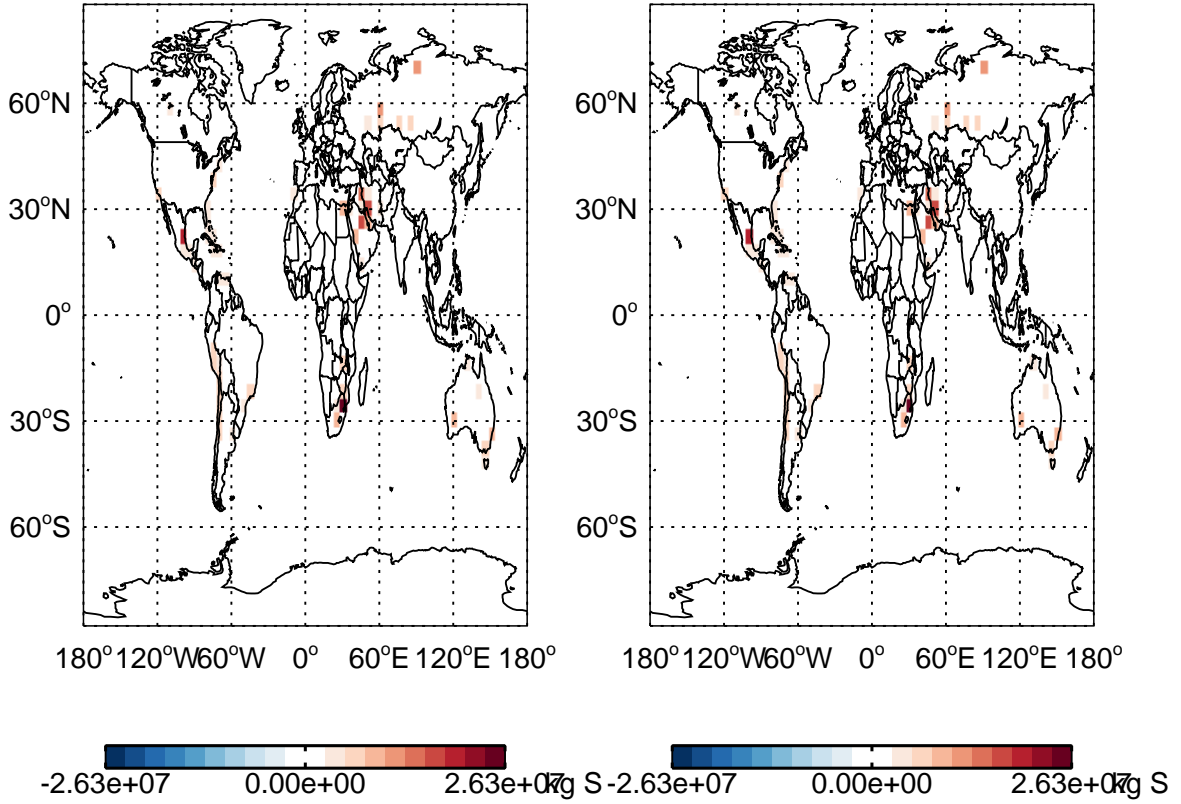


# GEOS-Chem Absolute Emission Differences

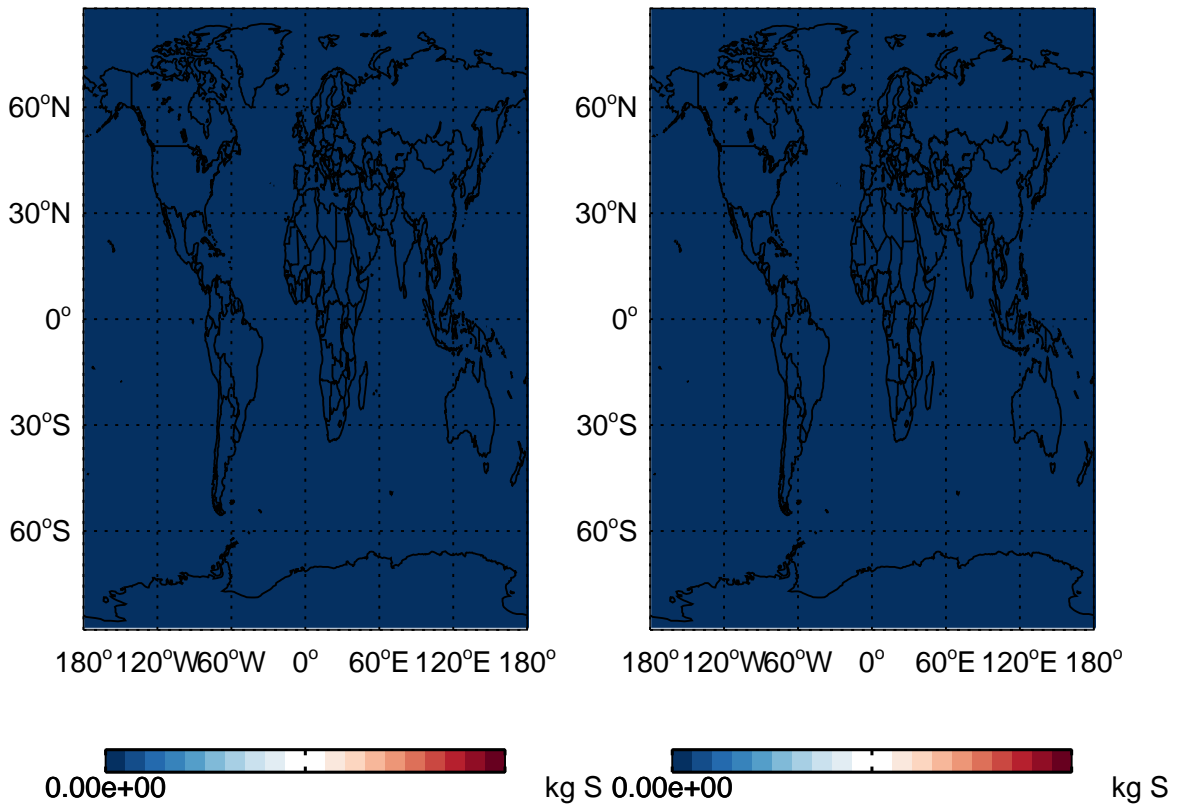
v11-01k-Run0 - v11-01f-geosfp-Run0    v11-01k-Run0 - v11-01g-Run0

SO<sub>2</sub> anthro+biouel emissions for Oct    SO<sub>2</sub> anthro+biouel emissions for Oct



v11-01k-Run0 - v11-01f-geosfp-Run0    v11-01k-Run0 - v11-01g-Run0

SO<sub>2</sub> column aircraft emissions for Oct    SO<sub>2</sub> column aircraft emissions for Oct



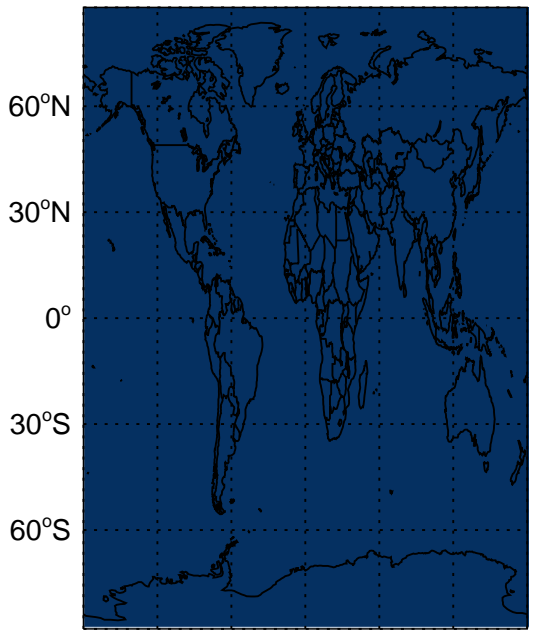
# GEOS-Chem Absolute Emission Differences

v11-01k-Run0 - v11-01f-geosfp-Run0

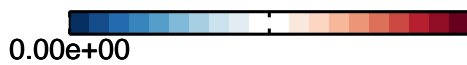
v11-01k-Run0 - v11-01g-Run0

SO2 biomass emissions for Oct

SO2 biomass emissions for Oct



180° 120°W 60°W 0° 60°E 120°E 180°



180° 120°W 60°W 0° 60°E 120°E 180°

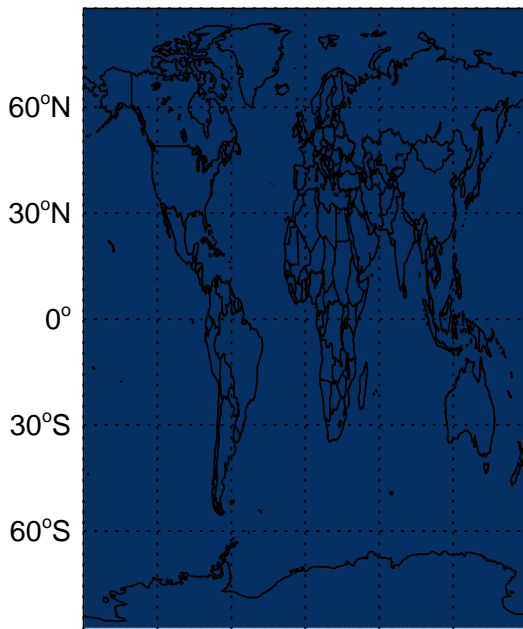


v11-01k-Run0 - v11-01f-geosfp-Run0

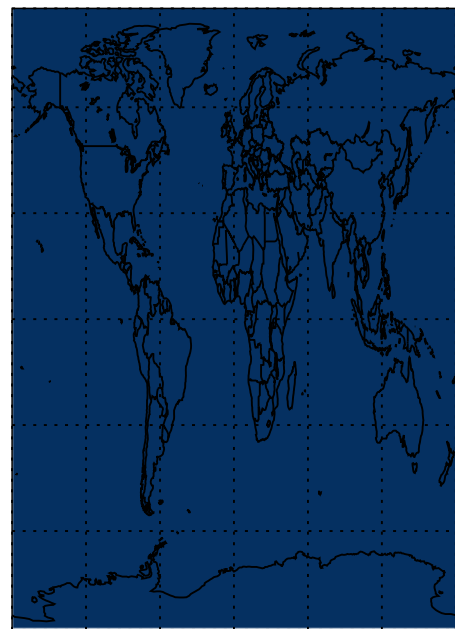

v11-01k-Run0 - v11-01g-Run0

SO2 column volcanic emissions for Oct

SO2 column volcanic emissions for Oct



180° 120°W 60°W 0° 60°E 120°E 180°



180° 120°W 60°W 0° 60°E 120°E 180°



GEOS-Chem Absolute Emission Differences

v11-01k-Run0 - v11-01f-geosfp-Run0

v11-01k-Run0 - v11-01g-Run0

SO2 ship emissions for Oct

SO2 ship emissions for Oct

